

People Manager

Annual Leave User guide

- [Authorise / Reject employees Annual leave requests](#)
- [View employees Holiday entitlement and remaining balance](#)
- [Amend /Delete employees Annual leave requests](#)
- [Adjust employee's entitlement](#)
- [View All Staff Calendar](#)

Annual Leave

Employees annual leave is calculated using their contracted hours, working patterns and their length of service. This information can be found in the Employment and Personal tabs in People Manager.

Employees who are sessional are not entitled to Annual leave entitlement in the system, i.e. work less than 52.14 weeks per year.

Employees have been advised in the myHR guide on annual leave that if they think their annual leave entitlement is incorrect, they should check if the information provided for them is correct and if not to contact their reporting manager.

- ❖ if any of this information is incorrect you will need to complete a [Contractual Change form Notification of Working Pattern Change](#) form – (change to working pattern only) Completed forms should be emailed to hchanges@westlothian.gov.uk
- ❖ If you require any further information, please contact hrsupport@westlothian.gov.uk
- ❖ If an employee is not one of your reportees please email myhr@westlothian.gov.uk with employee's name and number and who the correct reporting manager should be

Contract start date

Employees annual leave entitlement is linked to their start date (which excludes any supply work) or reckonable service date if they have previous service when they joined the council. Reporting managers can check this date in People manager

Personal information – Key date details

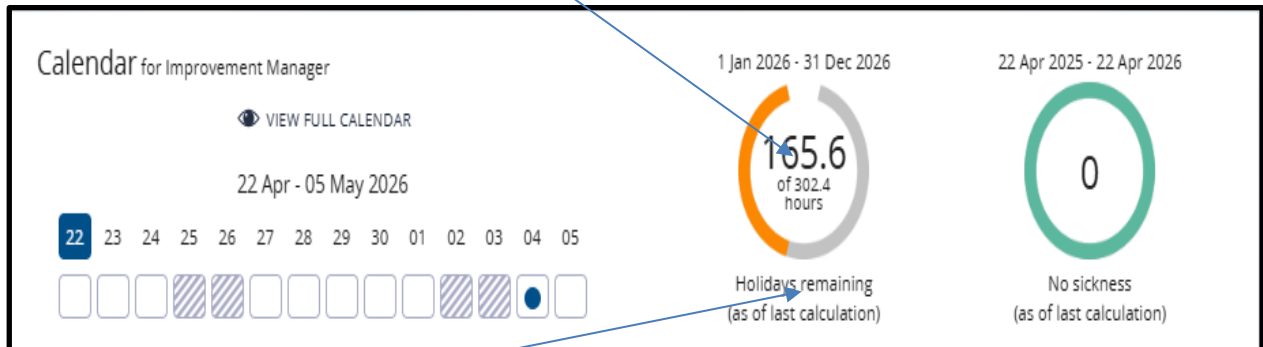
- ❖ Start date
- ❖ Reckonable service date

If employees start date is incorrect, please contact hrsupport@westlothian.gov.uk

If employees reckonable service date is incorrect or is not recorded, employees are required to provide evidence of these dates and email hrsupport@westlothian.gov.uk

View employee's entitlement

You can view employees holiday entitlement and balance remaining on the employee summary screen.



Click on Holidays remaining and you can see all details of employee's holiday entitlement summary.

In this example the employee's full entitlement for year is 302.40 hours (Works 36 hours per week less than 5 years' service and Working pattern is Mon – Friday (7.20 hours per day) = 180 hours due

7 x 7.2 public holidays = 50.40

Carry forward leave due for previous year = 72 hours

Total hours due to employee = 302.40

Holiday entitlement summary				
Employment details				
Position	Improvement Manager			
Period details				
Holiday period dates	01/01/2026 - 31/12/2026			
Length of service at relevant date	3 year(s) 7 month(s) 16 day(s)			
Scheme name	WLC Annual Leave from 2024			
Membership dates	01/09/2025 -			
Entitlement for period	302.4 hours (Adjustment)			
From	To	Duration	Remaining entitlement	Type
01/01/2026	01/01/2026	7.2	295.2	Bank holiday
02/01/2026	02/01/2026	7.2	288	Bank holiday
12/01/2026	16/01/2026	36	252	Personal Holiday
01/03/2026	10/03/2026	50.4	201.6	Personal Holiday
03/04/2026	03/04/2026	7.2	194.4	Bank holiday
06/04/2026	06/04/2026	7.2	187.2	Bank holiday
04/05/2026	04/05/2026	7.2	180	Bank holiday
25/12/2026	25/12/2026	7.2	172.8	Bank holiday
28/12/2026	28/12/2026	7.2	165.6	Bank holiday

Public holidays for year have already been deducted (below dates will change for future years)

01/01/2026 Public Holiday

02/01/2026 Public Holiday

03/04/2026 Public Holiday

06/04/2026 Public Holiday

04/05/2026 Public Holiday

25/12/2026 Public Holiday

28/12/2026 Public Holiday

(If a public holiday falls on a day employee is not contracted to work no deduction is made from their entitlement)

Annual leave scheduled or taken

09/03/2026

01/04/2026

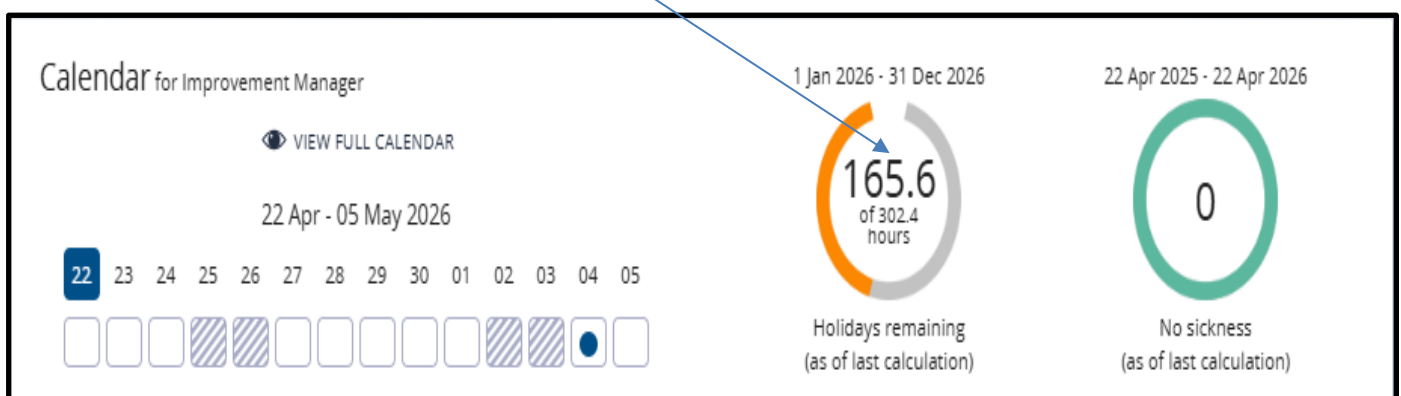
19/05/2026

20/05/2026 – 23/05/2026

02/06/2026

21/07/2026-05/08/2026

Employee's remaining holiday balance after all above are deducted.



Public Holidays

Calculation of Public Holiday Entitlement

- A full-time employee working 5 days per week, 7.2 hours per day, is entitled to 7 public holidays. This entitlement translated into hours is 50.4 hours.
- A full-time employee working shifts (of whatever length) will also be allocated 50.4 hours.
- A full-time employee working condensed hours will also be allocated 50.4 hours.
- A part-time employee will be allocated a pro-rata entitlement in hours as per the following calculation: $\text{Weekly hours} / 36 \times 50.4 = \text{pro-rata entitlement}$

Employees in the employment groups stipulated below will be allocated their full entitlement to public holiday leave at the beginning of the leave year.

- Employees working part-time
- Employees working condensed hours
- Employees working shifts
- Employees whose normal working days vary in length
- Employees whose normal working days are anything other than 7.2 per day

However, the allocated hours will then be reduced each time a public holiday is taken. The allocated hours must be reduced by the number of hours the employee would have normally worked on the day on which the leave is taken.

Example:

If a designated public holiday falls on an 8-hour working day and the employee takes the holiday, then 8 hours would be deducted from their public holiday entitlement.

Similarly, if a public holiday falls on a 6-hour working day and the employee takes the holiday, then 6 hours would be deducted from their public holiday entitlement.

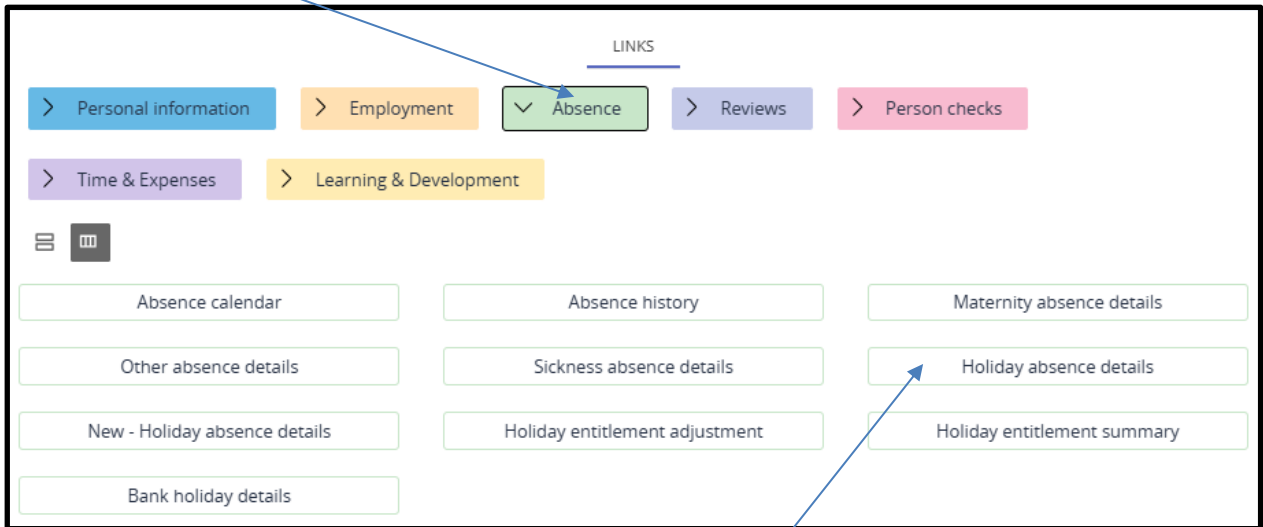
Differences:

Public holiday 7.2 – works 8 hours per day – 0.8 would be deducted from their annual leave entitlement to cover the difference.

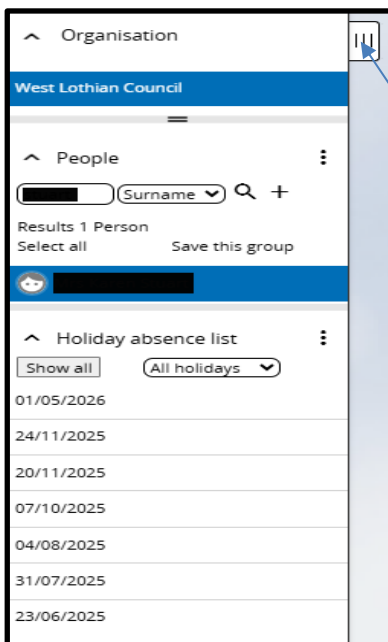
Public holiday 7.2 – works 6 hours per day – only 6 hours would be deducted for the public holiday.

To access Annual Leave in People Manager

Click on Absence tab



To view all employee's holiday absences - click on Holiday absence details and all absences are displayed in the side panel.



You can widen the panel to view more information by clicking on white bar – scroll along to view more details

Start date	Day	End date	Day	Type	Position	Reason
01/05/2026	Fri	20/05/2026	Wed	Personal Holiday	Occupational Therapist	
24/11/2025	Mon	25/11/2025	Tue	Personal Holiday	Occupational Therapist	
20/11/2025	Thu	20/11/2025	Thu	Personal Holiday	Occupational Therapist	
07/10/2025	Tue	16/10/2025	Thu	Personal Holiday	Occupational Therapist	
04/08/2025	Mon	04/08/2025	Mon	Personal Holiday	Occupational Therapist	
31/07/2025	Thu	31/07/2025	Thu	Personal Holiday	Occupational Therapist	
23/06/2025	Mon	03/07/2025	Thu	Personal Holiday	Occupational Therapist	

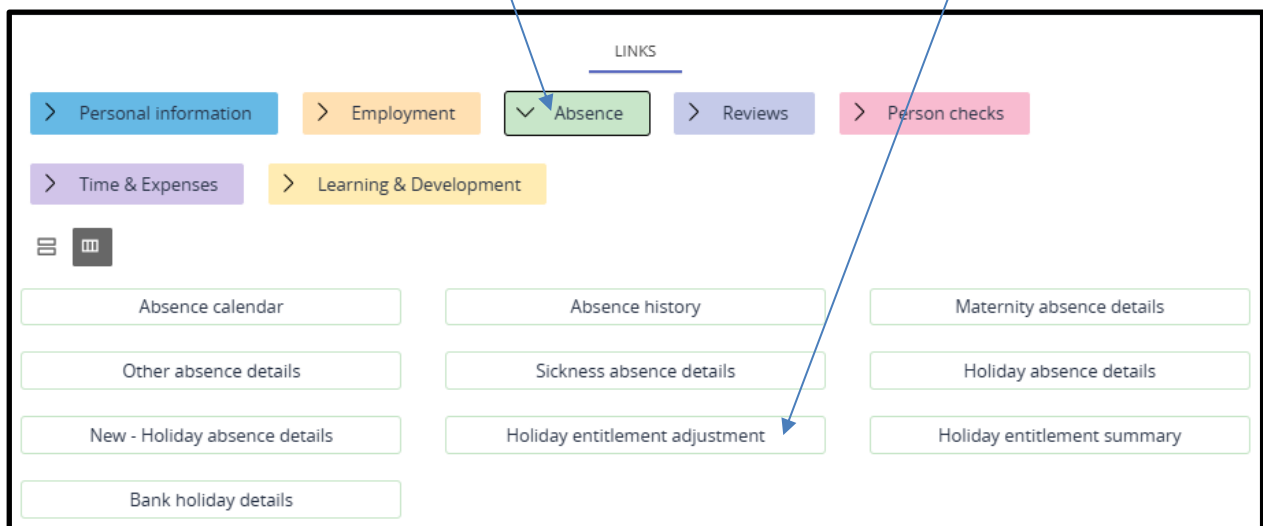
Holiday Adjustments

There are occasions when you may be required to adjust an employee's holiday balance

Examples:

- ❖ Employee has been authorised to carry over annual leave from previous leave year - The maximum carry over leave that an employee can carry forward to next leave year is 5 days with their managers authorisation – Reporting manager is required to do a + adjustment
- ❖ Carry over leave hours added to employee's annual leave entitlement in error. Reporting manager is required to do a minus adjustment e.g. – 20.00 hours
- ❖ An employee does not have enough entitlement to take a part day or full day holiday absence at the end of the previous leave year – Reporting manager is required to do a + adjustment

To add an adjustment, click on the Absence tab and then select Holiday entitlement adjustment



PLEASE DO NOT CHANGE THE DATE THAT AUTOMATICALLY UPDATES WHEN YOU ADD AN ADJUSTMENT

Please be aware when adding or negating an adjustment that you choose the correct (Current) holiday period from the drop-down list that adjustment is to be added to.




Never choose a previous or a future year

Holiday period dates	01/01/2026 - 31/12/2026
Scheme name	01/01/2025 - 31/12/2025
	01/01/2026 - 31/12/2026
Entitlement for period	01/01/2027 - 31/12/2027

Example:

Adjustment added to Holiday period dates - 01/01/2026 – 31/12/2026 for carry over leave from 2025 with end date 31/12/2026 – please note that the end date should always be the end of the current calendar year

Holiday entitlement adjustment

▼ MENU   

Employment details

Position

Period details

Holiday period dates

Scheme name




Entitlement for period

Brought forward

Brought forward not used (lost)


Adjustment details

Adjustment type

Date entered	User name	Value	Reason	End date	Entitlement	Add	Remove
22/04/2026		<input type="text" value="28.800"/>	<input type="text" value="Carry forward from 2025"/>	<input type="text" value="31/12/2026"/>	 302.4 hours	<input data-bbox="1292 1265 1316 1299" type="text" value="+"/>	<input data-bbox="1348 1265 1372 1299" type="text" value="-"/>
		<input type="text"/>	<input type="text"/>	<input type="text" value="31/12/2026"/>		<input data-bbox="1292 1321 1316 1355" type="text" value="+"/>	<input data-bbox="1348 1321 1372 1355" type="text" value="-"/>

Carry Over Leave

Click on Holiday Entitlement Adjustment



Holiday entitlement adjustment

Employment details
Position: Occupational Therapist

Period details
Holiday period dates: 01/01/2026 - 31/12/2026
Scheme name: WLC Annual Leave from 2024
Entitlement for period: 273.6 hours (273.6 hours Pro Rata)
Brought forward:
Brought forward not used (lost):

Adjustment details
Adjustment type: Adjust

Date entered	User name	Value	Reason	End date	Entitlement	Add	Remove
22/04/2026	5003805	72.000	Carry forward from 2025	31/12/2026	345.6 hours	+	-
		<input type="text"/>	<input type="text"/>	31/12/2026		+	-

In this example: Add 10 days (72 hours) carry forward from previous leave year (2025)

- Adjustment type – choose Adjust from drop down list
- Date entered – auto populates when entry saved
- User name – auto populates when entry saved
- Value - enter number of hours (72) – decimilse minutes if applicable e.g. 7.12 should be keyed as 7.20 (to decimilse / minutes by 60)
- Reason for adjustment e.g Carry forward
- End date - enter last day of current calendar year e.g 31/12/2026
- Save

Entitlement for 2026 is 273.60 Hours (Continues service more than 5 years)

Entitlement changes to 345.60 hours with the extra 72 hours added

Employee receives an email notification when this is done

To add more adjustments, click on + under Add

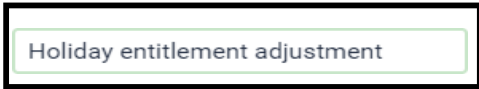
Date entered	User name	Value	Reason	End date	Entitlement	Add	Remove
03/02/2023	[Redacted]	5.000	Carry forward	31/12/2023	278.6 hours	+	-

To remove an entry Minus out hours as per example below

03/02/2023	[Redacted]	5.000	Carry forward	31/12/2023	278.6 hours	+	-
08/02/2023	[Redacted]	-5.000	REmove	31/12/2023	273.6 hours	+	-

Not enough annual leave hours left

Click on Holiday Entitlement Adjustment



If employee has a holiday balance remaining, which is less than a half day absence (e.g. 1.25 hours) therefore they cannot request a holiday in current leave year, this remaining balance should be added to their next leave year's entitlement by their reporting manager.

Holiday entitlement adjustment

Employment details:
Position: Cleaner

Period details:
Holiday period dates: 01/01/2022 - 31/12/2022
Scheme name: WLC Annual Leave
Entitlement for period: 148 hours (266.4 hours Pro Rata)
Brought forward:
Brought forward not used (lost):

Adjustment details:
Adjustment type: Adjust

Date entered	User name	Value	Reason	End date	Entitlement	Add	Remove
08/11/2022	[Redacted]	1.250	Remaining adjustment	31/12/2022	149.25 hours	+	-
				31/12/2022		+	-

Flexi users

At the reporting managers discretion employees can request to convert their remaining annual leave balance (if less than a Part Day) to flexi credit. Reporting manager is required to do this adjustment in the flexi system.

To deduct hours from holiday entitlement

Click on Holiday Entitlement Adjustment

Holiday entitlement adjustment

Example: Carry forward hours incorrect – too many added - deduct 2 hours

Holiday entitlement adjustment MENU

Employment details
Position: Roads Operative (E)

Period details
Holiday period dates: 01/01/2022 - 31/12/2022
Scheme name: WLC Annual Leave
Entitlement for period: 266.4 hours (266.4 hours Pro Rata)
Brought forward:
Brought forward not used (lost):

Adjustment details
Adjustment type: Adjust

Date entered	User name	Value	Reason	End date	Entitlement	Add	Remove
18/01/2022	SYSTEM ADMIN	40.980	Carry forward	31/12/2022	307.38 hours	+	-
16/02/2022		7.200	Standby 03/01/2022	31/12/2022	314.58 hours	+	-
16/02/2022		7.200	Standby 04/01/2022	31/12/2022	321.78 hours	+	-
08/11/2022		-2.000	Error in carry forward total	31/12/2022	319.78 hours	+	-
				31/12/2022		+	-

Save

- Adjustment type – choose Adjust from drop down list
- Click + to get a new line
- Value - enter – 2.00 (if applicable e.g. 7.12 should be keyed as 7.20) (minutes should be calculated in decimals /minutes by 60)
- Reason for deduction
- End date – last day of current leave year
- Save

How to add Bank Holiday (Public Holiday) hours to employees entitlement - Current leave year only

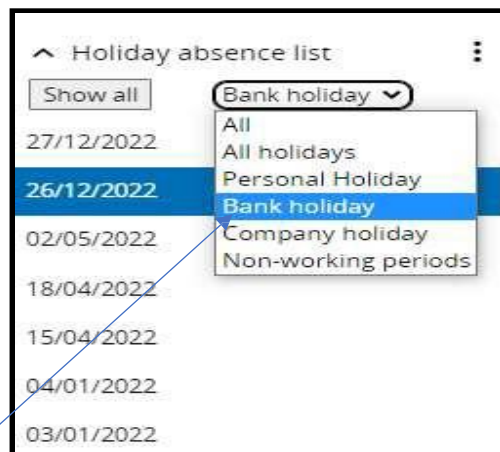
If employees have worked on a public holiday in the current leave year and are paid plain time for this, they are due the hours back for the public holiday and the reporting manager is required to do this in People manager.

Note: If employee has claimed double time payment, then an employee is not due hours back for working public holiday.

Bank Holiday details

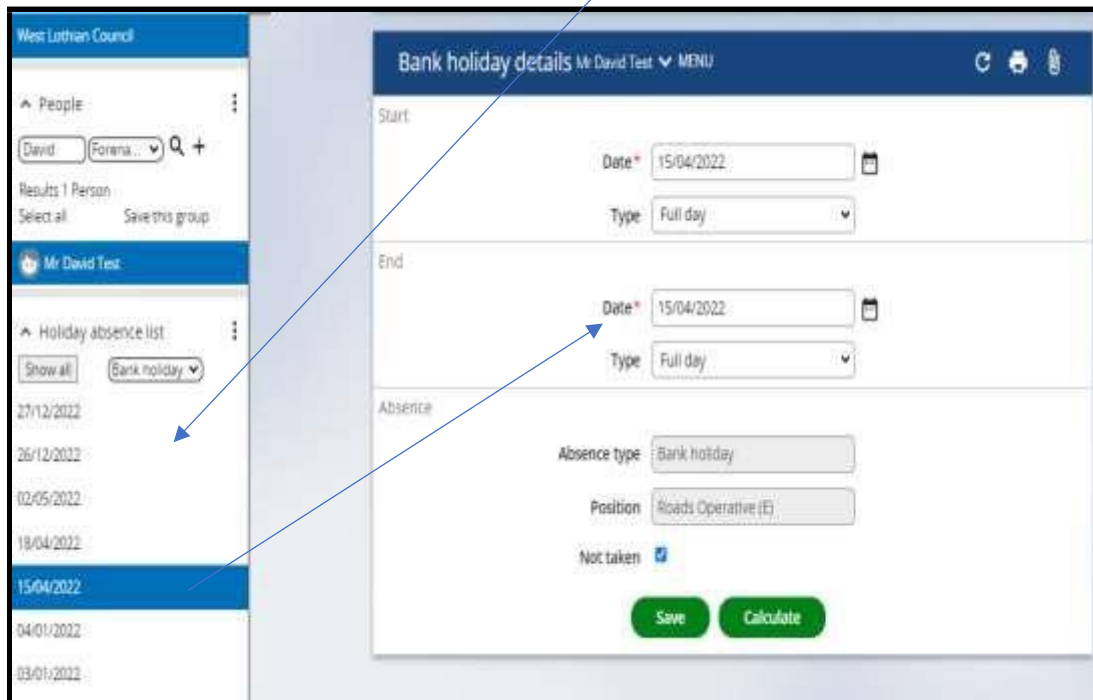
Bank holiday details

Click on Bank holiday details tab to add hours to employee who has worked a public holiday in current leave year and only claimed plain time payment.



In Show all – Choose Type – Bank Holiday

Click on relevant Public Holiday (e.g. 15/04/2021 from side panel)



- Tick Not taken
- Click Save
- Refresh the summary page and you will see the holiday balance has been adjusted on the employee summary page
- If not, click Calculate button - this will update employee's entitlement
- Employee's holiday balance is adjusted to reflect the adjustment made by you

How to add Bank Holiday (Public Holiday) hours to employees entitlement - Previous leave year

If employee has worked on a public holiday in the previous leave year and was paid plain time for this, they are due the hours back for the public holiday and the reporting manager is required to do this in People manager.

Note: If employee has claimed double time payment, then an employee is not due hours back for working public holiday.

Holiday entitlement adjustment

Click on Holiday Entitlement Adjustment

Example: Current leave year 01/01/2022 – 31/12/22 employee is due hours for public holiday working on 28/12/2021- previous leave year

- Adjustment type – choose Adjust from drop down list
- Date entered – auto populates when entry saved
- User name – auto populates when entry saved
- Value - enter number of hours due, decimalise minutes if applicable e.g. 7.12 should be keyed as 7.20 (to decimalise / minutes by 60)
- Reason for adjustment
- End date enter last day of current year e.g 31/12/2022
- Save

One Public holiday has been added for this employee - 28/12/2021

Adjustment details							
		Adjustment type					
Date entered	User name	Value	Reason	End date	Entitlement	Add	Remove
18/01/2022	SYSTEM ADMIN	40.980	Carry forward	31/12/2022	307.38 hours	+	-
16/02/2022	0	7.200	Standby 03/01/2022	31/12/2022	314.58 hours	+	-
16/02/2022	0	7.200	Standby 04/01/2022	31/12/2022	321.78 hours	+	-
08/11/2022		-2.000	Error in carry forward total	31/12/2022	319.78 hours	+	-
08/11/2022		7.200	Standby prev year 28/12/2021	31/12/2022	326.98 hours	+	-
				31/12/2022		+	-

Employee entitlement is now 326.98 – this is displayed on the employee summary screen



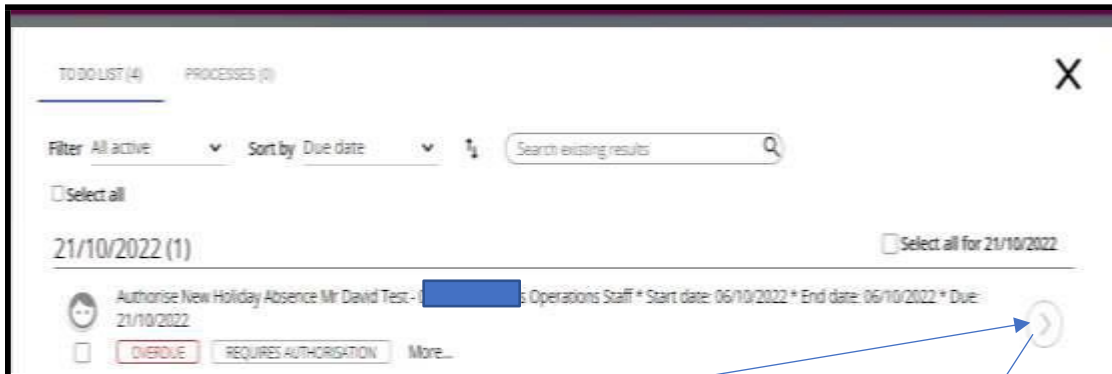
You may need to refresh the page for new balance to appear or log out and log back in again.

Employees receive an email advising this has been done.

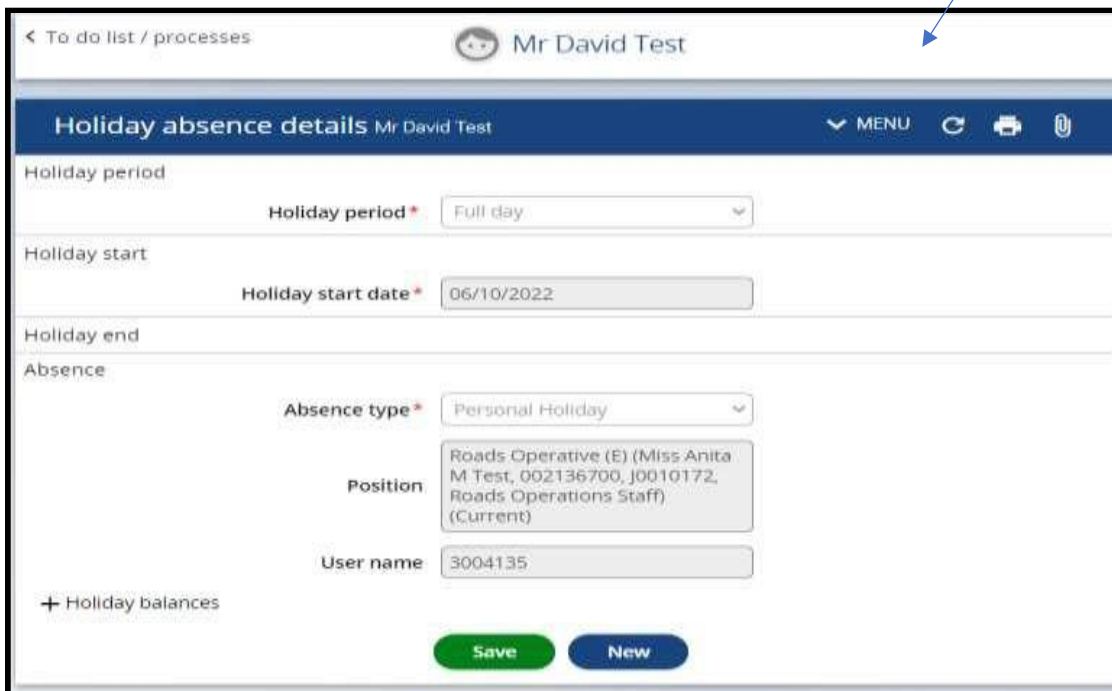
Employees make a holiday request in myHR

When one of your reportees makes a request for annual leave in myHR you will receive an email advising there is a task for you to authorise in your to do list

Request in To do list



To view the request, click on the arrow



Request cannot be authorised from here – (Do not use the SAVE/NEW buttons here)

You can view employees holiday balance before you authorise request by clicking on + Holiday balances

— Holiday balances

Roads Operative (E) - WLC Annual Leave

Holiday period	Entitlement	Taken	Scheduled	Balance
01/01/2022 - 31/12/2022	326.98 H	40.749 H	13.166 H	273.065 H
01/01/2023 - 31/12/2023	216 H	0 H	0 H	216 H

[Save](#) [New](#)

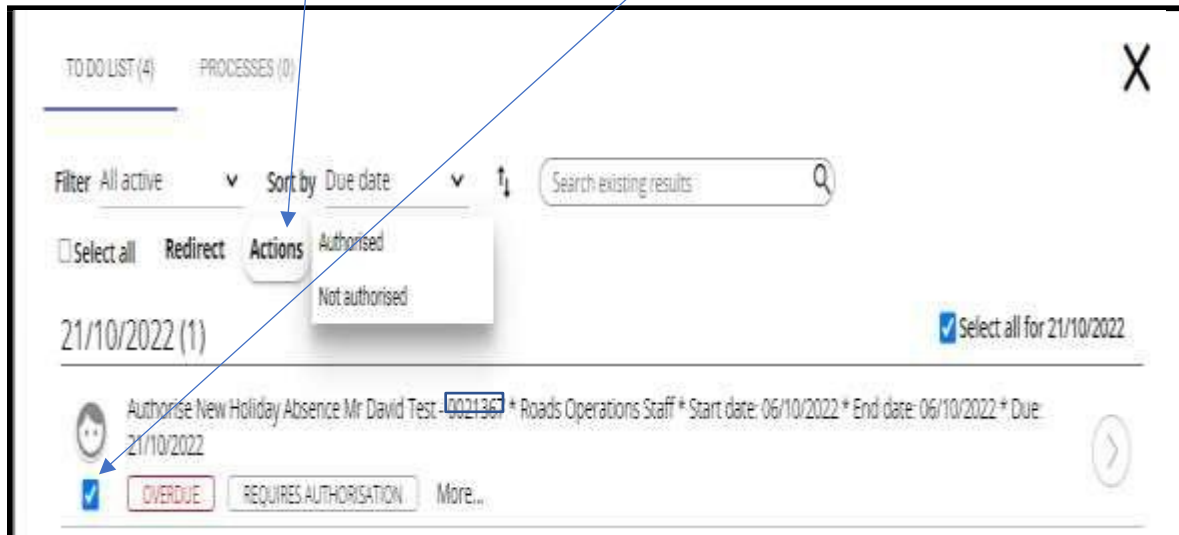
You must return to your To do list (top of page) click on this link to return to your To do list

[← To do list / processes](#)

Authorise/Not Authorise requests

To authorise or not authorise a request, tick the box beside task you wish to authorise/not authorise and **CLICK ON ACTIONS** there are two options to choose from Authorised or Not authorised

When you click on Authorise/Not authorise the task is no longer displayed



If you reject the request, an employee's holiday balance will be adjusted to reflect this.

When you authorise/reject the request, employee receives an email advising this has been done.

Employee has not enough annual leave remaining to request a holiday

If employee's remaining holiday balance is less than a half day absence (e.g. 1.25 hours left) they should not request a holiday.

The system will allow them to request it but the reporting manager will not be able to authorise it in their To do list in People manager.

Reporting manager should choose "Not authorise" to remove task from To do list

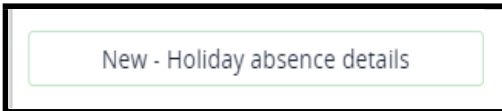
This remaining balance should be added to their next years entitlement by the reporting manager as a holiday adjustment.

Flexi users

At reporting managers discretion employees can request to convert their remaining annual leave balance (if less than a Part day) to flexi credit. Reporting manager is required to do this adjustment in the flexi system.

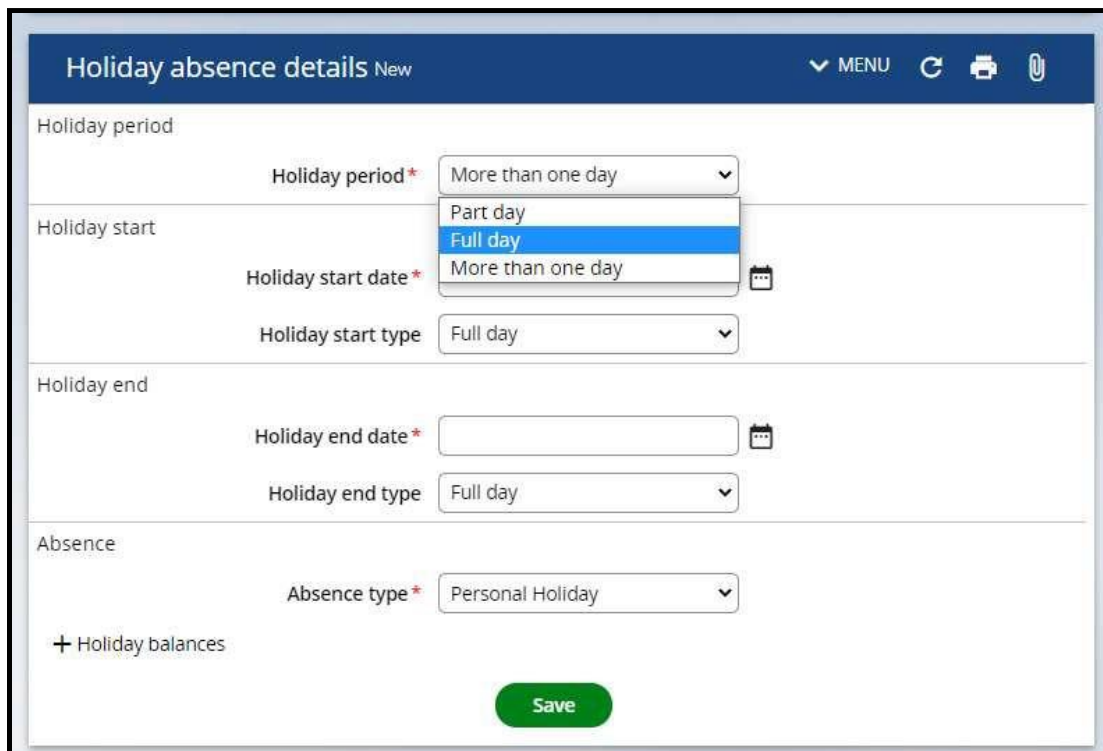
How to add a holiday request for employee in People Manager

Absence – New – Holiday absence details



Before adding holiday, check the employees balance by clicking on the + Holiday balances on page to ensure they have enough entitlement left for the holiday absence requested.

- Choose holiday period from drop down list
- Enter the mandatory fields – Red asterisks indicate a mandatory field
 - Holiday start date
 - Holiday end date
 - Absence type
- Save



Holiday absence details New

Holiday period

Holiday period* More than one day

Holiday start

Holiday start date* Part day
Full day
More than one day

Holiday start type Full day

Holiday end

Holiday end date*

Holiday end type Full day

Absence

Absence type* Personal Holiday

+ Holiday balances

Save

No emails will be sent, because the Reporting Manager has added the holiday in People Manager.

❖ **Delete or amend a holiday request for employee**

Employees can only delete or amend future dated authorised requests in myHR. When they do this, reporting manager will receive an email advising that this has been done.

❖ **Retrospective dated holiday requests**

Employees cannot amend or delete a retrospective dated holiday request in myHR. Only reporting manager can do this.

When this is done employee's holiday balance will automatically adjust to reflect the changes made and the employee will receive a notification email.

❖ **Sickness absence - Authorised holiday Request**

If employee has a pre-booked holiday request and they are absent on the same day due to sickness, reporting manager must delete or amend their holiday request.

When this is done employee's holiday balance will automatically adjust to reflect the changes made and the employee will receive a notification email.

❖ **Sickness absence – no end date**

If there is a sickness absence with no end date for employee but they have returned to work. The employee can request a holiday absence in myHR but a warning message is displayed:

This absence overlaps with the following existing absence 20/07/21(Sickness)

This does not stop the absence being submitted and the request will be sent to reporting managers To do list for authorisation. Reporting managers do not receive a warning message.

The employee has been advised in the myHR annual leave user guide to contact their reporting manager when this message is displayed who are required to add an end date to their sickness absence entry.

❖ **Maternity Leave – Employee returns from maternity leave**

Reporting manager is required to calculate any leave due during this period and add as an adjustment to the employee's entitlement.

❖ **Checking employee holiday calculations**

If your employee queries about their entitlement, please use the calculator on my toolkit to calculate your employees holiday entitlement.

https://www.westlothian.gov.uk/media/51972/West-Lothian-Council-leave-calculator/excel/WLC_Leave_Calculator1.xlsx?m=637788978165930000


❖ **Guidance on how to use the annual leave calculator**

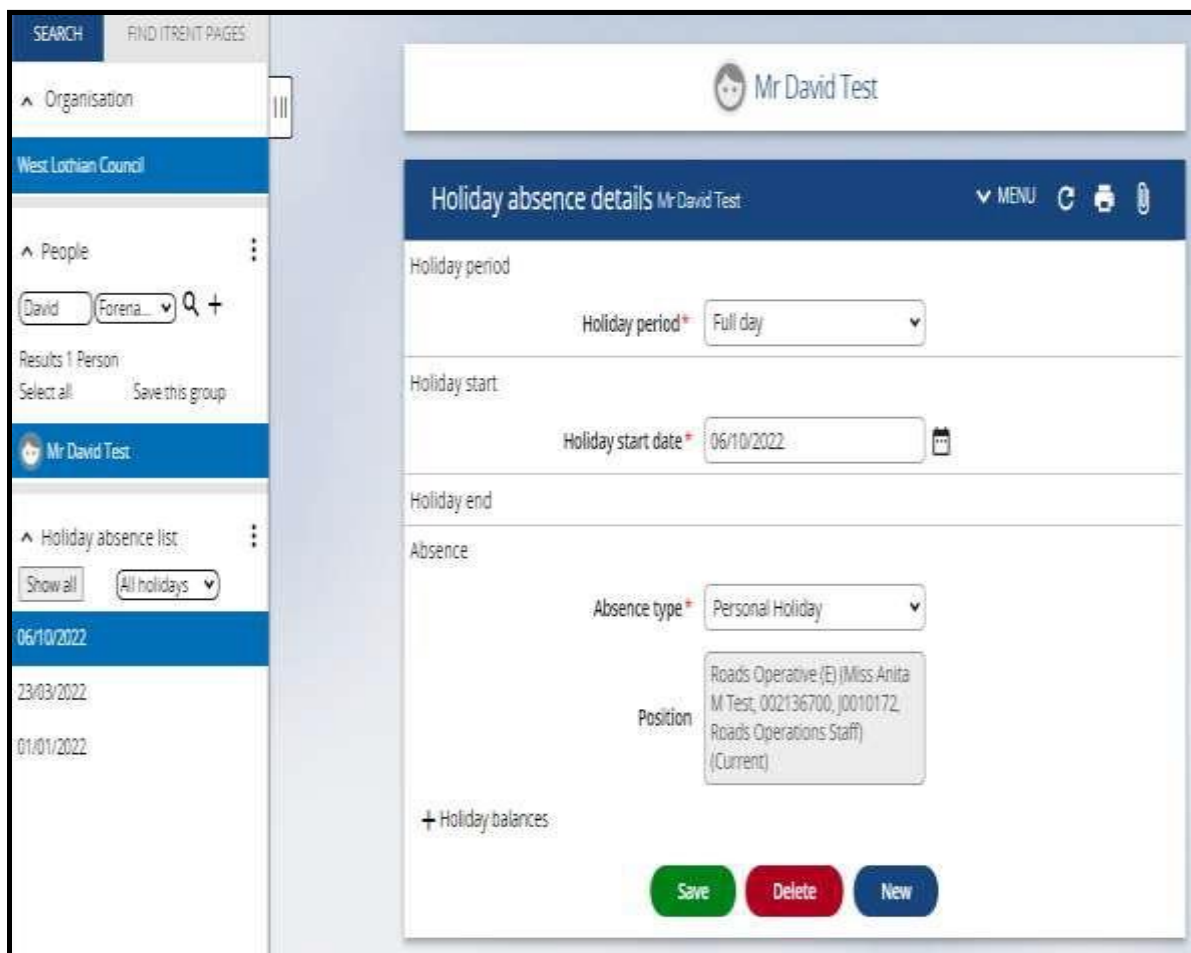
https://www.westlothian.gov.uk/media/12399/Annual-Leave-Calculation/pdf/2022-01-27_AnnualLeaveCalculationInHoursIncludingPartMonths.pdf?m=637793987207530000

Amending or deleting a holiday request



- Choose employee from your People list
- All employees holiday absences will be displayed in side panel – you can widen panel to view more information
- Choose relevant holiday absence date from side panel
- Amend the date if applicable

- Delete the absence entry if applicable 
- Save



Employees with more than one post

- ❖ If you have an employee with more than one post, their holiday entitlement balance that the employee sees in myHR is the total due for all of their posts.

- ❖ You will only see the holiday entitlement due for the post that you manage in People manager.

- ❖ When employee submits a holiday request in MyHR they are required to choose the post they wish to request a holiday for.

- ❖ You will only receive the holiday request for the post that you are the reporting manager for.

Employees in a post that prohibits requesting annual leave in myHR

If any of your employees do not have any holiday entitlement in myHR this indicates that the post they are in prohibits them from requesting annual leave in myHR.

This has been agreed by your service that these posts are unsuitable for the annual leave process via myHR at the current time. In this instance annual leave should continue to be requested in the normal way.

Employee who were in a post that prohibits annual leave but move to a post that does allow access to annual leave in MyHR

- Annual leave entitlement for new post will calculate from the date employee moved into the new post
- Any remaining Annual leave due from previous post should be requested from reporting manager for the previous post
- The new reporting manager is required to add this remaining annual leave as a holiday adjustment in People manager.

Fixed Term Contracts / Expected Occupancy End Dates

If employees are on a Fixed term contract – their holiday entitlement is calculated up to the expected end date of their contract.

If their contract is extended, their holiday entitlement will be automatically recalculated to the new expected occupancy end date.

Permanent staff who have an expected Occupancy end date (e.g. Secondments / Acting up posts) holiday entitlement is calculated up to the end date of the Secondment /Acting post.

- ❖ Holiday entitlement is calculated up to the end of the Secondment/Acting up post
- ❖ A new holiday entitlement balance will be automatically recalculated when the Secondment / Acting up is extended or employee returns to their permanent post

Permanent staff requesting annual leave after expected Occupancy end date

- ❖ Employees can request annual leave after their expected Occupancy end date and it can be authorised by you if it does not result in a negative balance in their entitlement
- ❖ Employees can still request annual leave in myHR which may put them into a negative balance. The system will not allow you to authorise requests where the employee is in a negative balance
- ❖ In your To do list you can choose to “Not Authorise” and the request will be removed or you can leave the requests and authorise them when the employee’s entitlement is recalculated and they are no longer in a negative balance situation

Leavers

Ensure that the correct entitlement (if any) due to employee is recorded on the leavers form.

Please ensure employee has submitted any outstanding retrospective holiday requests prior to their leaving date. These requests should be authorised before employees leaving date.

If the employee requires an adjustment to be added to their annual prior to their leaving date, the end date should be the date of leaving, and any other adjustments for the current year will also need changing to the leaving date.

Record will not save if this is not changed

Example – Employee leaving date is 31/03/2023

Date entered	User name	Value	Reason	End date	Entitlement	Add	Remove
09/01/2023	[Redacted]	9.520	Carry over hours for 2022	31/03/2023	50.4 hours	+	-
16/03/2023	[Redacted]	0.350	9.52 not decimalised	31/03/2023	50.75 hours	+	-
				31/03/2023		+	-

Adjustment type: Adjust

Save

Please check and delete any future entries for employees if applicable.

Employees have also been advised to check if they have any authorised future dated annual leave requests and delete them so that you will have the correct holiday balance up to their date of leaving.

When the leaving date is keyed to the system by HR Support this will recalculate employee's entitlement and you can check in People manager that the balances are the same as you recorded on the Leavers form.

TMS – Employees who are on Flexi

- ❖ **Flexi Leave will still have to apply for in TMS. Depending on the employees working arrangements, they may be required to record this leave in myHR also**

- ❖ **You will receive an email when an employee records this in myHR. This generates a task in your To do list and you will need to authorise/ reject this task in People manager**

- ❖ **Employees will receive an email when this is done but this is for recording purposes only**

- ❖ **You should continue with the current practice and authorise employees Flexi leave in TMS**

To check if a member of your staff is out of the office on a particular date

Click on the Out of Office box on the main screen in People Manager



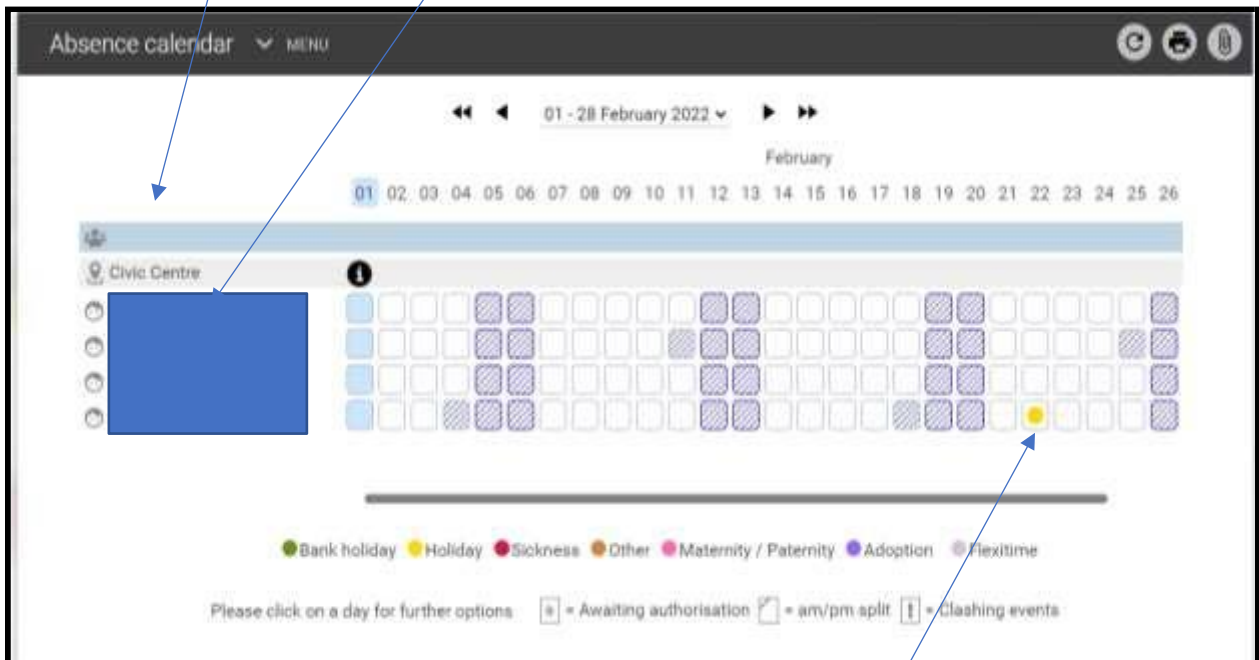
This example is telling you that two of your staff are out of office today.

Click on box and a calendar is displayed with a list of your staff

When an absence is recorded for a member of staff it is displayed on this calendar and also their work location



To choose a specific period click on the arrows and choose the dates required



You can see that one member of staff has booked a holiday for 22 February (Yellow dot).

If employee is off sick on a public holiday this will be displayed as a conflict – icon! but is for information only.

