

achieving positive outcomes



local outcomes
improvement
plan

2013 - 2023

Foreword

Welcome to West Lothian's Local Outcomes Improvement Plan 2013-2023, 'Achieving Positive Outcomes.' The theme for the Local Outcomes Improvement Plan is 'Tackling Inequality'. We will work together to make sure that West Lothian is the best place possible to live, work and do business in – for everyone. Our Local Outcomes Improvement Plan is a 10 year plan. We have agreed outcomes, indicators and activities that will be delivered now and that will have impact on the short term, medium and longer term – ensuring sustainability and transformational change. Our focus on prevention and early intervention will enable us to shift resources and prevent negative outcomes.

The West Lothian Community Planning Partnership recognises and understands the importance that the Scottish Government has placed on Community Planning in taking forward public sector reform and welcomes the changes to Community Planning as set out in the Community Empowerment (Scotland) Act 2015. The CPP has adopted what was the Single Outcome Agreement (SOA) as its Local Outcomes Improvement Plan (LOIP) and will continue to keep this document under review to ensure our priorities remain relevant to our communities. West Lothian believes that Community Planning Partnerships are one of the best mechanisms for taking forward public service reform and will ensure that development of Community Planning is aligned to other reform processes such as the integration of health and social care and the Community Justice redesign.

Partners have agreed a suite of enabling plans and strategies that will support our Local Outcomes Improvement Plan and improve our capacity for achieving transformational change. Our Community Planning Partnership Development Plan outlines the steps the Partnership will take together to ensure we deliver on our ambitious Local Outcomes Improvement Plan. The Partnership Prevention Plan describes the collective approach across the Community Planning Partnership on early intervention and prevention. It outlines how progress will be monitored, outcomes measured, and how the evidence generated will be used to inform future funding decisions and prioritisation of resources. The Community Planning Partnership's Resource Aligning Group has agreed a number of areas for development which will support information sharing and alignment of resources across the Partnership to improve our capacity to target and align resources for better impact across our priorities. The Community Engagement Plan will further embed consistent and effective community engagement across the Partnership. Cross cutting all of this and providing a platform for 'Tackling Inequality', our anti-poverty strategy and action plan – 'Better Off' – outlines our plans for collectively addressing the causal and determining factors that make poverty such a destructive force.

Together we will tackle inequality in our communities and make sure that our plan for place ensures that West Lothian is the best possible place to live, work and do business.



Councillor Cathy Muldoon,

Depute Leader of West Lothian Council and Chair of West Lothian Community Planning Partnership

We are confident that, working together to deliver our new Local Outcomes Improvement Plan - Achieving Positive Outcomes - our Partnership will achieve and measure transformational change in our community. This Local Outcomes Improvement Plan provides us with a focus on prevention and early intervention, working with and engaging with communities, a clear and evidence based clarity on our shared priorities and the actions we must take to deliver them for impact now, soon and in the longer term and a deeply embedded theme of 'Tackling Inequalities' throughout.

I am pleased to present Achieving Positive Outcomes, which outlines the steps we must take to continually improve our working together relationships and capacity to drive through and maintain change whilst sustaining the consistency of excellence and innovation that West Lothian delivers.

Contents

Introduction – West Lothian’s Plan for Place	2
West Lothian’s Community Plan	4
Area Profile	6
Policy Priorities	10
Developing the Local Outcomes Improvement Plan	11
Delivering the Local Outcomes Improvement Plan	12
Prevention	12
Understanding Place	13
Local Community Planning	15
Equalities	18
Community Engagement	19
Resource Aligning	20
Life Stages	21
Better-off West Lothian’s Anti-Poverty Strategy	22
Developing the Partnership	23
Performance Reporting	24
Outcomes, Indicators and Targets	25

Introduction – West Lothian’s Plan for Place

This Local Outcomes Improvement Plan set out West Lothian Community Planning Partnership’s long term vision for West Lothian. The Partnership renewed its Community Plan in 2010 and produced **Towards 2020**, this has been converged with the Local Outcomes Improvement Plan to create West Lothian’s plan for place. Our shared vision was set out in **Towards 2020** and states ‘We want to provide an improved quality of life for everyone that lives, works and does business in West Lothian’. The Local Outcomes Improvement Plan is the delivery mechanism by which the Partnership will deliver the vision and aspirations set out in our Community Plan. **Towards 2020** sets out 6 aspirations for West Lothian, these still remain and are linked to our new local outcomes.

- Strengthening the economy
- Caring for an ageing population
- Reducing health inequalities
- Making our communities safer
- Balancing increasing development with protecting the environment
- Increased learning.

Partners are clear that this Local Outcomes Improvement Plan represents West Lothian’s ‘Plan for Place’. The document has been adopted as the Community Planning Partnership’s Local Outcomes Improvement Plan. It sets out the long term outcomes we want to achieve in West Lothian and describes how the Partnership will plan and deliver on these outcomes. It is based on a shared understanding of our communities which has been developed through a rigorous process of data analysis and engagement.

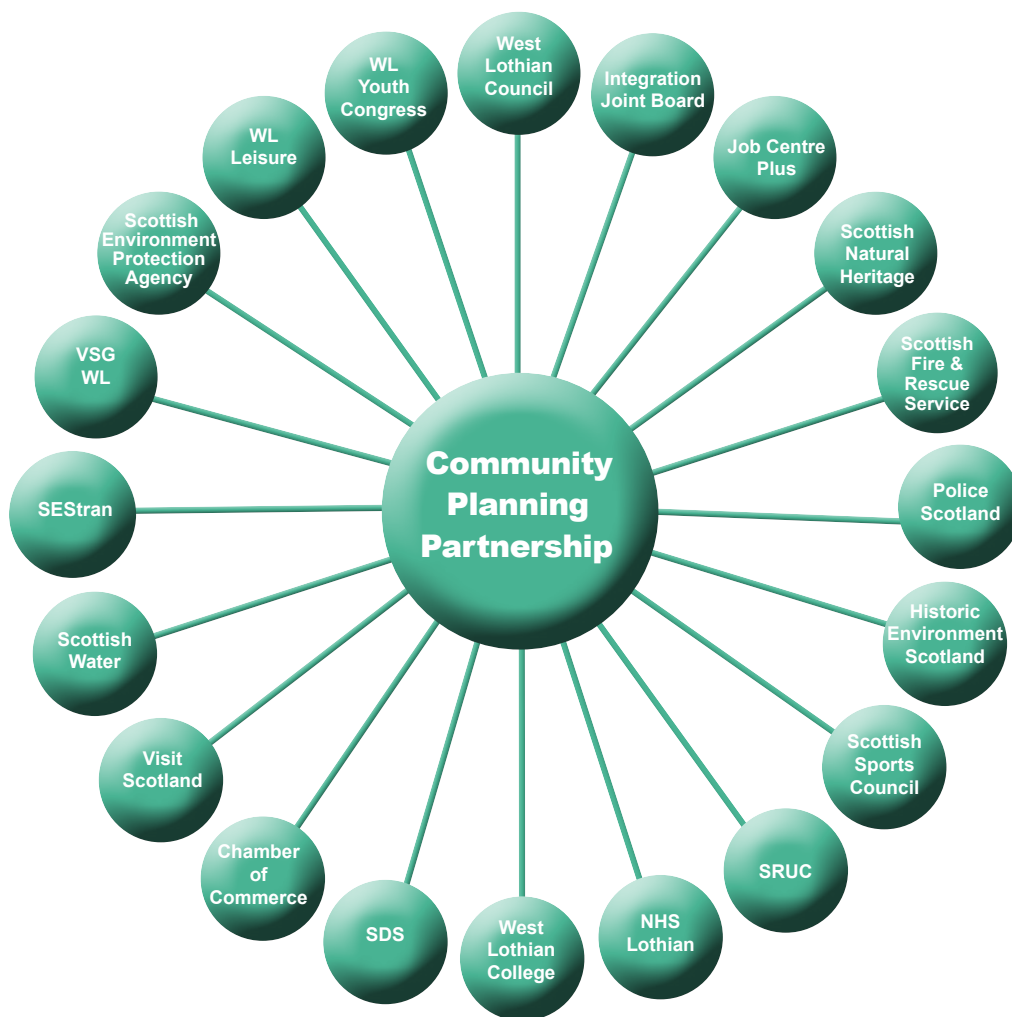
West Lothian was one of the first Community Planning Partnerships in Scotland to carry out a Community Planning wide Strategic Assessment. This allowed the Community Planning Partnership to undertake evidence based prioritisation and planning in order to assess current trends across Community Planning themes, emerging issues and priority areas of concern for West Lothian. This process resulted in key priority areas being identified and translated into local outcomes for West Lothian.

‘Tackling Inequality’ has been identified as the core theme for the Community Planning Partnership. The Partnership recognises that for real improvements to be made to communities and individuals, we need to reduce the inequalities gap and tackle the causes of inequality. Understanding the inequalities that communities, groups and individuals within communities face is key to achieving this.

Ensuring that the Local Outcomes Improvement Plan is delivered at a local level is therefore crucial to delivering improved outcomes. West Lothian Community Planning Partnership is committed to delivering local Community Planning through local regeneration teams and ensuring that there is a clear link between the Local Outcomes Improvement Plan and **Local Regeneration Plans**.

Partner strategies and plans have been aligned to the Local Outcomes Improvement Plan to ensure that there is a clear line of sight between plans. This Local Outcomes Improvement Plan sets the strategic direction upon which other plans and strategies should be based. These plans will contribute to the delivery of our outcomes and have been aligned to the Local Outcomes Improvement Plan. The Local Outcomes Improvement Plan maps all activity that the Community Planning Partnership delivers under our 8 outcomes, allowing the Partnership to understand and demonstrate our planned contribution to each outcome.

West Lothian Community Planning Partnership



Our partners are:

Integration Joint Board; Jobcentre plus; Police Scotland; Scottish Fire and Rescue Service; NHS Lothian; Scotland’s Rural College (Oatridge Campus), West Lothian College, Skills Development Scotland; West Lothian Chamber of Commerce; Scottish Water; SEStran; Voluntary Sector Gateway West Lothian; West Lothian Leisure, West Lothian Youth Congress, Scottish Natural Heritage, Scottish Environment Protection Agency, Historic Environment Scotland, Scottish Sports Council, Visit Scotland and West Lothian Council, including elected members.

West Lothian's Community Plan

Asking the community what they want for 2020



West Lothian's Community Plan 'Towards 2020' was developed in partnership with the community. The Community Planning Partnership was keen to engage the community (both geographic and communities of interest) in determining the wider vision for the area in 2020, as well as the broad areas of work that we need to progress together. Using a community artist to develop visual materials that all partners could use the community was engaged over the autumn of 2008. A range of visual aids, including a 2020 icon, were developed to help to take people through a process. This included posters, postcards and leaflets.

The partners agreed that geographic communities across West Lothian, as well as specific interest groups should be contacted using a range of communication methods to try and capture people's views; including, face to face, written, email and text. We used the National Standards for Community Engagement as the framework for monitoring and evaluating the engagement activity.

The key question we asked people was what were their hopes for West Lothian in 2020. This was not designed as a way of gathering a "wish list" of specific services, but rather a way of eliciting the higher-level aspirations for the whole community. The work with groups and events resulted in 928 people being engaged with from across West Lothian.

The issues coming from the postcards and the areas of debate within the groups were separately analysed and then this analysis was combined to create the aspirations detailed in this Plan. Typical of the feedback are the comments highlighted below;

"The entertainment /tourism product needs to be increased"

"Skills gaps need to be addressed"

"Innovation should be supported and encouraged"

"Transport needs to be affordable, available and linked together"

"All town centres need to be improved"

"Places are cleaner and litter free"

"West Lothian retains and enhances its green spaces"

"Activities and facilities are required for both young and old"

"People have to be able to access housing"

"Schools need to be available and accessible to all"

"Training for young people for all vocations should be available"

"The facilities for learning across the area should be enhanced,"

"Issues such as anti social behaviour, alcohol and drugs should be addressed holistically"

"The role of the Police in the community should be sustained and enhanced"

"NHS Services should be kept and enhanced"

"Healthy lifestyles need to be taught and encouraged"

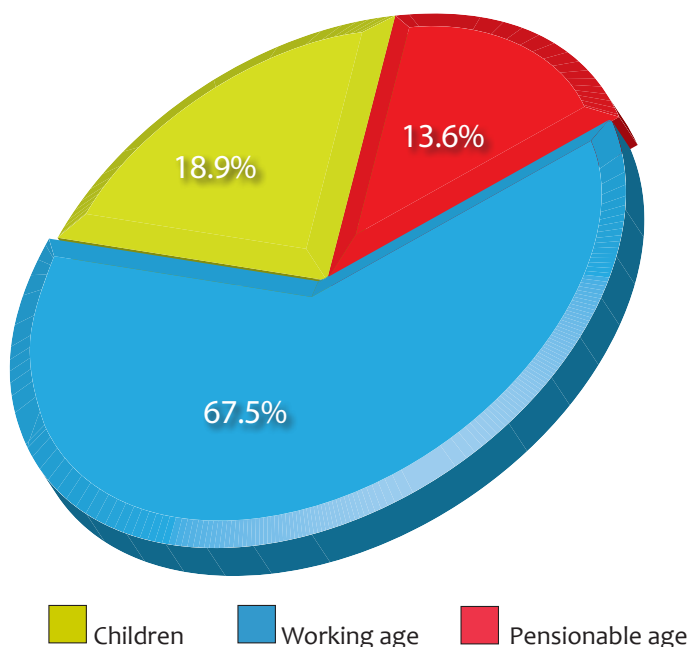
"Leisure facilities need to be accessible, affordable and fit for purpose"



Area Profile

West Lothian has undergone significant change over the last ten years in demography, physical environment and its economy. These changes have presented opportunities and challenges for West Lothian’s communities and the organisations that deliver services in the area. The Community Planning Strategic Assessment process carried out in 2012 produced a thorough area profile of West Lothian and allowed us to identify our local priorities. The following information has been updated to include the latest data where possible.

Two thirds of West Lothian’s 428km² are predominantly used for agriculture, with a tenth taken up by urban development. In the east-central band is a large shale oil field, whilst the area in the west is dominated by Scotland’s central coalfield. Both these natural resources were greatly exploited in the 19th and early 20th centuries and contributed to the development of a number of West Lothian’s communities. The rapid development of these ‘boom’ communities meant the loss of these industries was felt heavily, and this legacy has resulted in some small but prominent concentrations of deprivation.



Results from the most recent Citizen’s Panel Quality of Life (QoL) survey (2013) show that overall levels of satisfaction with West Lothian as a place to live remain high at 88% (compared to 87% in both 2007 and 2010). 83% of respondents said they were satisfied or very satisfied with their neighbourhood. Within the wider ‘happiness index’, the UK’s subjective wellbeing survey, West Lothian residents rated themselves as 7.49 (on an 11 point scale) compared to 7.42 in Scotland and 7.33 in the UK (three year average 2011/12 to 2013/14).

Demographics

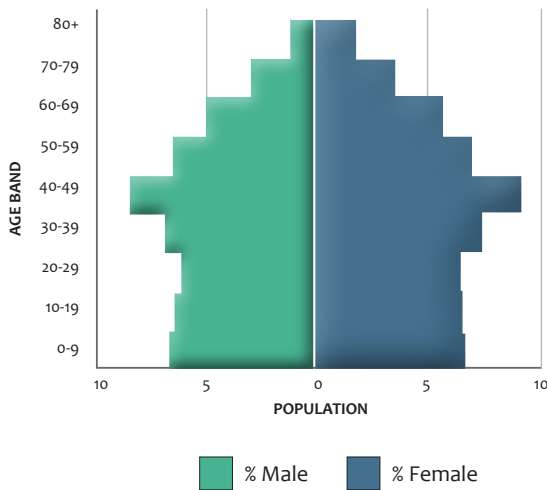
West Lothian has a population of about 177,150, accounting for 3.3% of Scotland’s total population, and is one of the fastest growing and youngest in the country, with an average age of 39 compared with 41 across Scotland.

West Lothian rate of increase in population from 1991 to 2011 is at 21.55%, the highest of all Scottish local authority areas. The West Lothian population is made up of 51.1% female and 48.9% male.

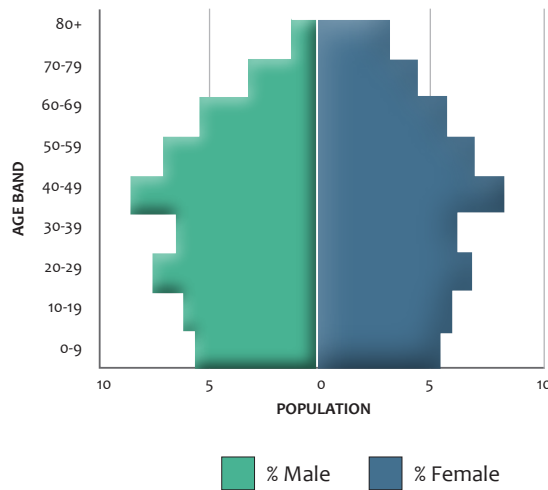
The split of the population in 2011 shows a high proportion of working age people in West Lothian. There is a higher proportion of this group and of children than in Scotland, with a lower pensionable age group. West Lothian has the highest percentage of under 15s in Scotland at 18.9% and the lowest percentage of over 65s at 13.6%.

Between 2001 and 2011 West Lothian experienced a 1.6% decrease in the number of births (2,168 births in 2010 to 2,134 in 2011), far greater than the 0.3% decrease in the Scottish rate. Although fertility in West Lothian decreased from 2010-2011 (to 61.6 births/1,000 women 15-44 years in 2011), the rate remains higher than Scotland as a whole.

West Lothian



Scotland



59% of West Lothian’s population surveyed were married and living with a spouse (8% higher than in Scotland) and 28% were single/ never been married or in a civil partnership (4% lower than Scotland). 6% were widowed, 5% divorced and 2% separated, and these are all broadly similar to national average. None of the figures show those who are not married, but are long-term cohabiting with a partner.

The number of Households in West Lothian increased from 64,900 in 2001 to 73,400 in 2011, an increase of 13.1%. This increase is the fourth highest in Scotland, behind only Orkney, Aberdeenshire and Highland. The average household size in West Lothian has decreased from 2.43 in 2001 to 2.36 in 2011. West Lothian residents living in communal establishments have increased from 1,050 in 2001 to 1,800 in 2011. It is likely that the majority of this increase is due to the opening of the 700 prisoner capacity Addiewell Prison in 2008. This may also account for a portion of the underestimate of total population size for West Lothian. West Lothian has the second lowest percentage of people living alone in Scotland at 11.9%. This is likely to be due to the relatively low levels of older people in West Lothian.

In 2010/11 there were 8300 National Insurance Registrations from overseas nationals in West Lothian, compared to 145,300 in Scotland – 5.7% of all registrations nationally.

For the last three years this number of registrations has been decreasing slightly. Nationally there has been a shift from Pakistani and Indian registrations to Polish and other Eastern European registrations following the expansion of the European Union.

According to the 2011 Census, 87.8% of West Lothian residents identified their ethnicity as White Scottish, 5.8% as White Other British, 1.9% as White Polish, 1.7% as Asian. Asian Scottish or Asian British, 1.3% as White Other, 0.8% as Other Ethnic Groups and 0.7% as White Irish. 40.2% of the population identified as having no religion, 31.8% as Church of Scotland, 16.1% as Roman Catholic, 4.3% as Other Christian, 1% as Muslim and 0.7% as Other Religion (6% did not state which religion they identified with).

There is extremely limited data on the LGBT population, however the Office for National Statistics (ONS) works on the basis of 6% of population identifying as LGB – around 10,500 people in West Lothian. Scottish Trans Alliance suggests 1 in 10,000 people identify as transsexual, but the figure will be higher, and is unknown for people who identify under the transgender umbrella as a whole. Other sources of information suggest that much of the LGBT population move away from West Lothian due to the higher LGBT community and scene in areas outwith West Lothian.

Demographic Forecast

In recent years, West Lothian has been one of the fastest growing parts of Scotland and is predicted to continue this trend. By 2035 the population of West Lothian is projected to be 205,345, an increase of 19.3% compared to the 2010 population. The population of Scotland is projected to increase by 10.2% over the same period, comparatively slower growth than in West Lothian. The population aged under 16 in West Lothian is also projected to increase by 13.3% over the 25 year period, however the biggest area of growth is in the older population, with growth in people of pensionable age anticipated to be biggest in West Lothian (52%), with particular increases in the over 75s.

Although West Lothian's older population is growing faster than the average for Scotland, it is from a low base: the predicted proportion of over 65s in West Lothian in 2033, at 22%, will remain below the Scottish average of 25%. Despite this, from 2008-2033, the number of 65-74 year olds will increase by 80% in West Lothian, compared to 48% in Scotland and the number of over 75s will increase by 151% in West Lothian compared to 84% in Scotland. Historically population growth has been greatest in Armadale, Bathgate, Broxburn and Livingston, with population decline evident in Polbeth and Whitburn and some of the smaller villages; future population growth will be concentrated in the core development areas.

The number of dwellings and households in West Lothian has also been increasing in recent years, and is projected to increase by 30% from 73,160 in 2010 to 95,160 in 2035. This compares to a 23% projected increase in Scotland as a whole over the same period. Lone adult households and households headed by the over sixty age group (particularly the over 75 age group) are due to increase in West Lothian, whilst the number of larger households is due to decrease. The West Lothian projection follows the Scottish trend, but the trends are much more pronounced.

The impact of all these projections is comprehensive, but centre around an increase in demand for services which is likely to exceed available resources if services are not fundamentally redesigned; as the current economic climate seems to prevent increasing resources. Service areas which are anticipating an increase from demographic change alone are housing, all older people's services, health and care providers, waste management and education (particularly early years and for children with complex needs).

Inequalities

Almost 9,000 people in West Lothian (5% of the county's population) live within some of the most deprived areas in Scotland – 13 out of the 211 datazones in West Lothian are in the 15% most deprived areas of Scotland. In addition to this there will be pockets of deprivation in other areas which are not within a geographically recognised area of deprivation. 13% of the population are experiencing income deprivation and there are approximately 21,000 socially rented households in West Lothian, with around 4.1% with more than 13 weeks rent arrears (April 2013). 36% of housing stock across all tenures in West Lothian is in urgent disrepair according to the Scottish House Condition Survey 2011 – 21% of this is in the private sector. 50% of all privately rented housing is classed as being in disrepair. (For definitions of disrepair/urgent disrepair see SHCS key findings report 2011, section 5.3). In West Lothian the population dependent on out of work benefits or child tax credit is 47% - similar to the Scottish average for this measure (46.6%). A relatively low proportion of children live in 'income deprived' areas, though an estimated 18% of children in West Lothian are living in severe poverty - below the Scottish average of 19.2%. There is a lower rate of Job Seeker's Allowance (JSA) for West Lothian adults (1.7%) than the UK (1.8%) and Scottish (2.2%) averages, and better than national averages for those classed as income/employment deprived. Unemployment in young people has fallen sharply in recent years but remains at 3.4% higher than the UK (2.6%) and Scottish (3.2%) averages.

Prior to the economic downturn, the percentage of West Lothian households that were in poverty was relatively stable, however in the last few years, locally and nationally, this has begun to change. Recent

releases around the income domain indicate that there has been an increase in income and employment deprivation in the most deprived SIMD zones in West Lothian. The continuing economic downturn and political changes, mainly around welfare reform, have increased employment deprivation, financial hardship and homelessness, particularly in already deprived areas where there is less resilience. This has served to increase the inequality gap in West Lothian, Scotland and the UK. Compared to some local authorities and the Scottish average the percentage of households in poverty is lower in West Lothian. West Lothian has similar poverty as the City of Edinburgh, Aberdeenshire and Highland and higher than Aberdeen City but lower than Fife, North Lanarkshire and City of Glasgow.

The local regeneration plans being developed in West Lothian's most deprived areas will include a profile of the local area, ensuring there is an up to date understanding how the needs, circumstances, aspirations and assets vary in each local regeneration area (See page 16-17 for further information). Efforts will also be made to understand the needs of communities of interest experiencing poorer outcomes across the Community Planning Partnership in order to target resources for better impact.

Policy Priorities

West Lothian Community Planning Partnership recognises the importance of developing locally focused outcomes that deliver real change at community and individual level.

To give Community Planning Partnerships greater focus and to ensure consistency of approach, the National Review on Community Planning has identified six priority areas upon which Local Outcomes Improvement Plan should be based. The Local Outcomes Improvement Plan should demonstrate how local inequalities of outcome are being reduced in relation to the following;

- Early years and early intervention
- Outcomes for older people
- Employment
- Economic recovery and growth
- Health inequalities
- Safer and stronger communities

Through its Strategic Assessment process, the Community Planning Partnership was able to identify priority areas for West Lothian based on analysis of evidence and data. These priorities have been translated into clear, measurable outcomes upon which our Local Outcomes Improvement Plan is based. The six national priority areas provide a robust framework within which we can deliver our local outcomes.

West Lothian’s local outcomes are consistent with the six national priority areas, and Figure 1 demonstrates the linkages between national and local priorities and outcomes. The national priority areas therefore underpin our Local Outcomes Improvement Plan but also serve to both reinforce and validate our local outcomes.

Figure 1: Priorities and outcomes

National Policy Priority	West Lothian Priority	West Lothian Outcomes	National Outcome
Early years	Maternal & Child Health	Our children have the best start in life and are ready to succeed	5
Employment	Adult Literacy & Numeracy Raising Attainment Financial Stability and security for our communities	We are better educated and have access to increased and better quality learning and employment opportunities	2,3,4
Economic recovery & growth	Diversify West Lothian’s economy	Our economy is diverse and dynamic, and West Lothian is an attractive place for doing business	1,3
Safer & stronger communities, and reducing offending	Building Strong Communities	We live in resilient, cohesive and safe communities	9,11,13
	Protecting People at risk	People most at risk are protected and supported to achieve improved life chances	8
Outcomes for older people	Older People	Older people are able to live independently in the community with an improved quality of life	15
Health inequalities & physical activity	Health Life expectancy & Physical & Mental Wellbeing	We live longer, healthier lives and have reduced health inequalities.	6
	Waste Education - Greener	We make the most efficient and effective use of resources by minimising our impact on the built and natural environment.	12,14

Note: National outcomes 7, 10 and 16 are considered to be cross cutting and will be achieved by more than one of our local outcome

Developing the Local Outcomes Improvement Plan

Community Planning partners participated in a Community Planning development day in November 2011. The purpose of this event was to allow discussion on the key emerging themes coming out of the various strands of activity on public sector reform, and the emerging financial climate. As a result of that day, a special prevention themed Board meeting was held on January 2012 at which an emerging Community Planning Partnership development plan was discussed with the three prevention change funds forming the basis for that discussion.

The Board also agreed to begin the process of a Community Planning Partnership Strategic Assessment. The key conclusions arising from the November 2011 away day also formed the basis of the Partnership Development Plan.

Throughout 2012, the Community Planning Partnership Strategic Assessment process enabled a much clearer understanding of priorities for West Lothian. Similar processes were happening at the same time amongst partner organisations as their emerging priorities established through various community engagements were informing development of corporate plans and strategic priorities. Partners participated in a Strategic Assessment priority setting day in October 2012, which took all the evidence collated from the process so far, reviewed and discussed that in the context of horizon scanning and forecasting techniques and identified the priorities and underlying themes that were most important to West Lothian. These priorities and emerging themes were endorsed by the Community Planning Partnership Board in November 2012.

Over 80 people, representing all Community Planning partners, participated in a development day in February 2013. The purpose of the day was to discuss and agree proposed outcomes for what was then the new Single Outcome Agreement and discuss in detail how they would be delivered within the new contexts for Community Planning. Since then, partners have engaged in a series of 8 workshops to discuss and agree the range of indicators and activities that will underpin each new outcome.

A new performance management scorecard has been built into our performance management system to measure and monitor activity and progress against each outcome. The system will be built in such a way that we will be able to see and track interdependencies between each outcome and gain an overarching picture of progress against the Local Outcomes Improvement Plan and Prevention Plan.

The Community Planning Partnership Development Plan sets out a range of further activities designed to strengthen the Partnership's capacity to meet new challenges and deliver the Local Outcomes Improvement Plan (see page 23 for more information on the CPP Development Plan).



Delivering West Lothian's Local Outcomes Improvement Plan

Prevention

West Lothian Community Planning Partnership welcomes the opportunity to further embed prevention and early intervention into its new Local Outcomes Improvement Plan. The benefits to be gained from a preventative approach have been recognised for some time by the West Lothian Community Planning Partnership. In 2008 it pioneered the development of a preventative; outcomes based approach to service delivery through the Life Stages model. The Life Stages outcomes planning programme is now being implemented across West Lothian and is enabling use of a logic modelling and evidenced based approach to ensure that our Community Planning Partnership plans and delivers more effective interventions to tackle social inequalities and build successful communities. In 2012/13, West Lothian Council made a significant £5.59 million investment in additional resources to support early intervention and preventative measures across the Partnership. The Community Planning Partnership has aligned this

additional resource to the three change fund allocations.

The Community Planning Partnership recognises that we must reshape services to achieve the greatest targeted impact on those most in need within our local community. The need for extensive evaluation of how we support vulnerable people and help them achieve positive outcomes through multi-agency working goes beyond funding constraints. The Partnership Prevention Plan includes examples of positive steps already taken with regard to early intervention and prevention and brings together a number of strategies and projects, outlining the collective approach across the partnership to early intervention and prevention. It outlines how progress will be monitored, outcomes measured, and how the evidence generated will be used to inform future funding decisions and prioritisation of resources. It is recognised that resources will require to be moved upstream and that interventions must be early enough to optimise the opportunity for success.

The systems and processes set up for measurement will enable the Partnership to make informed decisions about costs and benefits, enabling a greater number of individuals to experience more positive and fulfilling lives and thus reduce future pressure on reactive, high-tariff services. Measurement of the Prevention Plan links directly to the Local Outcomes Improvement Plan through the performance management system, Covalent.



Understanding Place

CPP Strategic Assessment

Community Planning Partnerships should demonstrate a clear, evidence-based and robust understanding of local needs, circumstances and aspirations of local communities. West Lothian's Strategic Assessment is the key process that enabled the Partnership to undertake West Lothian wide evidence based prioritisation and planning.

West Lothian Community Planning Partnership is one of the first in Scotland to complete a partnership wide Strategic Assessment of this breadth. The purpose of the Strategic Assessment was to help us identify, assess and prioritise what is important for West Lothian's communities, and enable the setting of achievable and demonstrable outcomes for our Local Outcomes Improvement Plan. Our Community Plan – Towards 2020 – was developed through an extensive process of Community Engagement starting in 2009/10. That process gave us a very clear vision for West Lothian for the next 10 years. The Strategic Assessment took Towards 2020 as its baseline and assessed new and current trends across Community Planning themes, emerging issues and priority areas of concern for West Lothian. It also acted as a forecasting tool. The Strategic Assessment is crucial for developing plans to tackle inequalities in West Lothian and manage the impacts of demographic change and welfare reform.

The Strategic Assessment process began in March 2012 and was undertaken by a core team of representatives from across the Partnership. Through a rigorous process of data collection, analysis, forecasting, evidence gathering, collation and scoring, a number of priorities and overarching themes were identified. Part of this process included a priority setting event where participants from across the Partnership considered the evidence and analysis and concluded that the evidence demonstrated that

inequalities and deprivation are at the heart of poor outcomes across health, community safety and education for individuals and communities. The main points and key areas of focus identified are listed below;

- 'Tackling inequality' should be adopted as the core theme for the Community Planning Partnership.
- Horizon scanning will be added as a regular agenda item on the Community Planning Steering Group in order to look at local and national developments and manage the impact and opportunities presented by them.
- That the principles of the Community Planning Partnership are around sustainability and economic development, preventative intervention, working with families and early years.
- That sustainability and eco-issues are considered in conjunction with each thematic area and embedded within the work of the Community Planning Partnership.
- That the following will be the key areas of focus for the Community Planning Partnership
 - o Healthy life expectancy
 - o Mental wellbeing
 - o Maternal & child health
 - o Older people
 - o Adult literacy & numeracy
 - o Raising attainment
 - o Building strong communities
 - o Serious & organised crime
 - o Protecting people at risk
 - o Alcohol
 - o Diversify West Lothian's economy
 - o Stability and security for communities
 - o Waste
 - o Education (environment)

achieving positive outcomes

All of these themes, priorities and cross cutting issues have been incorporated in the development of the new Local Outcomes Improvement Plan and feature in the document itself, the Partnership Prevention Plan, the Community Engagement Plan and the Partnership Development Plan. The Strategic Assessment process has enabled us to develop evidence based, intelligence led set of priorities but also with a new and robust model and enthusiasm for collecting and analysing collective data.

Our focus on prevention and early intervention means that the Partnership needs to be able to identify where our efforts are needed most and the eventual impact from the preventative action or

early intervention taken. We need to be able and equipped to use and analyse data differently to predict and prevent problems and to evidence the impact preventative interventions make in the medium and longer term. Improving the technical capacity of the Partnership will allow us to identify, target and reshape resources and to evidence the impact on individuals, families and communities.



Local Community Planning

Community Planning Partnerships should also demonstrate an understanding of how local needs, circumstances and aspirations vary for different places and population groups in the area. This understanding should inform the design and delivery of local services. The Community Planning Partnership has various approaches and tools in place which will form our local Community Planning approach.

The Community Empowerment (Scotland) Act 2015 requires CPPs to prepare and publish Locality Plans for the areas experiencing the poorest outcomes. Local regeneration plans are being developed in West Lothian, based on the datazones within the bottom 20% of the SIMD. Plans will be based on locally identified priorities and assets held locally and will be taken forward to improve outcomes and tackle inequalities at a local level. The local regeneration plans meet all of the statutory requirements of Locality Plans set out in the Community Empowerment Act (Scotland) 2015 and have been formally adopted as the CPP's Locality Plans.

The Community Planning Partnership has approved a placemaking approach to taking forward Community Planning. This 'whole area' approach involves building services around a shared understanding of a local area. It involves all partners working together with the community to identify priorities and map all available assets, allowing a better understanding of local areas and highlighting how resources might be used more effectively and efficiently. The approach involves redesigning services based on locally identified need and the assets held locally.

One placemaking tool used in West Lothian is the development of charrettes. A charrette is an intensive planning and community engagement exercise which involves an

intensive collaborative series of design and planning workshops. A charrette will involve all relevant stakeholders in a local area and will result in a shared plan for place (a masterplan). Funding was provided by the Scottish Government and West Lothian Council to undertake a charrette in Whitburn in March/April 2015 and in Fauldhouse in May 2016.

Whitburn was chosen as the place to pilot this approach as it had been highlighted that there were relatively high levels of deprivation and there were a number of planned investments for the town, providing both challenges and opportunities to explore.

The aims and objectives of this town centre charrette were to create a shared vision for the town and town centre; maximise investment by providing an evidence-based plan; better link the Heartlands development/ Polkemmet Country Park with the town centre; and to ensure effective community engagement. The various elements of planned investment and activity were integrated into a single cohesive masterplan for the area and implementation groups have been set up to take forward actions identified through this process.

Delivering a charrette in Fauldhouse, using the Charretteplus approach, allowed the Community Planning Partnership to test the knowledge and experience gained in Whitburn. The additional experience gained by working in a village setting will enable officers to take a charrette-based approach in both large and small communities in the future. Whilst physical regeneration was one focus of the Fauldhouse charrette, there was also a focus on a number of other key issues identified for the area, including poor levels of satisfaction with Fauldhouse as a place to live and improving the village's economic position. This charrette has also

resulted in a masterplan to determine a long-term vision for the village and which will provide a framework for future community engagement and community regeneration activity.

Participatory Budgeting (PB) is a community engagement tool used to empower communities in having more say in how resources in their local area are better used, to provide locally agreed services and outcomes. Local groups are given the opportunity to have a say in how a particular budget should be spent. The Resource Aligning Group is exploring PB as a way of taking resource aligning down to a local level.

Regeneration planning is a key part of our local Community Planning approach. The Community Planning Partnership has a Regeneration Framework (2013-2034) in place, setting out the principles underpinning a 20 year plan to reinvigorate and invest in West Lothian's communities through targeted action to improve the life chances of those living in the most disadvantaged communities. Regeneration is a long-term process which attempts to bring about transformational change to improve the lives of individuals, families and communities. The framework highlights key challenges to be tackled, actions that can be undertaken in the short to medium term and key indicators measuring change over the medium and long term.

The Regeneration Framework has an emphasis on preventative actions and spend in tackling economic and social challenges whilst maximising the development potential of West Lothian. It seeks to focus efforts of the council and partners on target communities and localities in a consistent way and to build community capacity by identifying and building on community assets and supporting potential 'community anchor'

third sector organisations that operate in target areas. The framework recognises that successful regeneration is as much about creating civic pride and community cohesion as traditional regeneration activity. By developing a flexible and agile Regeneration Framework, we will be better able to respond to the changing environment, economy and our own diverse communities and needs.

The framework will be implemented and monitored at a local level through community owned local regeneration plans, based on priority areas with clusters of datazones in the worst 20% in West Lothian:

- Armadale
- Blackburn
- Boghall
- The Breich Valley (Fauldhouse, Stoneyburn, Addiewell and Polbeth)
- Bridgend
- Craigshill
- Livingston Central (Knightsridge, Dedridge and Ladywell)
- Whitburn

Information gathered through statistical analysis, community engagement and asset mapping will be used to determine local issues to be addressed and the key themes that the local regeneration plans will focus on. Steering groups will be established in each area for development and delivery of regeneration plans. Members will include key community organisations that have been identified in each area, along with community planning partners, council services, community councils and other relevant agencies. In Whitburn and Fauldhouse significant information will be available from the charrette process and this will form the basis of the local evidence for those communities.

Once themes and issues have been identified specific actions and interventions can be developed and delivered. The focus will be on long-term, process related actions which develop capacity, knowledge and assets within communities. Local regeneration plans will be working documents. Their format will reflect the need for long-term transformational change and, as such, will allow for short, medium and long term processes, actions and targets to be detailed within the plans.

The overarching target is to reduce the gap between the worst 20% and the West Lothian average over 20 years. High level indicators have been determined across each of the five themes in the Regeneration Framework and baseline figures have been established for each indicator, allowing measurement of progress towards the 20 year targets. Local targets and indicators will be determined as the local regeneration plans are developed, using the same approach. This will ensure that robust baseline information is available, allowing monitoring of progress over the short, medium and long term.

Plans will link with the Regeneration Framework and the Local Outcomes Improvement Plan and there will be an operational alignment with the emerging Learning Community Plan relevant to each regeneration area and with the new Integrated Joint Board Locality Plans.

Local Community Planning is about targeting our efforts where they are most needed. However; this does not mean that Community Planning processes will not be happening out-with the eight local regeneration areas.

Services and partner organisations should outline in their plans/strategies how they will support delivery of Local Outcomes Improvement Plan outcomes, with a focus on Community Planning principles (community

engagement, partnership working, prevention, understanding place, targeting resource, tackling inequalities). There will be other West Lothian-wide community engagement processes that will continue, for example with the Citizens Panel.

It is also important to consider the communities of need out-with geographical areas of inequality. Services and partners should outline in their plans how they will target these individuals and groups (for example protected characteristic groups). Engagement with the Community Planning Partnership equality forums should inform a better understanding of the needs of West Lothian's diverse communities (see page 18 for further information).

Another example is the work of the Safer Communities Group, who are currently actively working to target 'hot spots' where there are high incidents of antisocial behaviour/deliberate fires and undertaking joint geographically targeted initiatives to work together to reduce these occurrences.

Equalities

The Community Planning Partnership recognises that in order to understand place and plan for and deliver outcomes, we must understand the diversity of experience within the communities we serve and must develop a clear, co-ordinated approach to tackling the inequalities that exist. Throughout the West Lothian Community Planning Strategic Assessment process, the correlation between deprivation and poorer outcomes across all areas of analysis and the need to tackle these inequalities, and the causes of these inequalities, became apparent. 'Tackling Inequality' is therefore the core theme of the Local Outcomes Improvement Plan and Community Plan and the inequalities agenda will be embedded into everything the Partnership does.

The Community Planning Partnership has drawn on the activity being undertaken by public bodies to take forward responsibilities under the public sector equality (specific) duties which came into force in April 2012. One of the key specific duties requires public bodies to develop and publish a set of equality outcomes. The Council's Corporate Working Group on Equality was instrumental in the decisions on the West Lothian Council equality outcomes, taking account of the results of local and national evidence and community engagement with those affected by the issues and areas of inequality considered.

Key evidence-based themes were identified; Caring Responsibility, Communication and Involvement, Corporate Culture, Employability, Equal Pay, Hate Crime, Independent Living, Performance in Schools, Poverty and Violence against Women. Each of the evidence themes has led to an equality outcome and a range of performance indicators, to highlight progress in working towards the outcome. These indicators have been mainstreamed and aligned with existing activity towards the Council's Corporate Plan and the West Lothian Local Outcomes Improvement Plan where appropriate and

have been built into the council's performance management information system, Covalent.

Key to achieving these equality outcomes will be to develop closer links with partners. Each public sector partner organisation currently has its own set of equality outcomes and discussions will be held with partners on how we can work together where appropriate in order to share information and eradicate duplication. The information and data collected in the equality outcomes development process is now available to be used to support wider planning and delivery activity within the Community Planning Partnership. In developing the equality outcomes we have improved the availability of local equality data and work is ongoing to improve the local evidence base.

A number of community equality forums exist in West Lothian which provide a mechanism to involve those affected by equality issues in decisions which affect them; the West Lothian Community Race Forum, Disability Forum, Faith Group, Women's Forum and the LGBT Youth Group Glitter Cannons. Other equalities-related groups consulted with include the Learning Disability Forum, Youth Congress, Mental Health Service Users Forum and the Senior People's Forum.

Let's Talk Equalities events are held every six months. The purpose of these events is to bring together members of equality forums operating in West Lothian and those interested in our work on equality and diversity, to consider issues of mutual interest and look for opportunities to improve practice.

Due to the high level, cross cutting nature of the Local Outcomes Improvement Plan, a full Equality Impact Assessment has not been carried out, however the plans and strategies that feed into the Local Outcomes Improvement Plan will have gone through this process, ensuring that we are taking into account the specific needs of everyone accessing our services.

Community Engagement

West Lothian Community Planning Partnership is fully committed to the principles and practice of community engagement. It is our belief that only through genuine involvement and engagement of local people will we achieve well-functioning communities.

The Community Empowerment (Scotland) Act 2015 demonstrates the Scottish Government's commitment to greater involvement of local people in the design and delivery of the services and issues which affect the community they live in. The Act gives community bodies new rights and public sector authority's new duties to support community engagement. It states that effective community engagement should be integral to approaches to tackle inequalities that communities are often best placed to understand their needs and shape responses which can address these effectively. The Act strengthens Community Planning to give communities a greater role in the planning, design and delivery of services and commits CPP's to actively engage with communities of place and interest to improve outcomes and reduce inequalities.

Our Local Outcomes Improvement Plan was developed through an extensive process of community engagement ensuring that the wealth of knowledge, expertise and information within our communities helped us to understand the place we live in and agree what's important to all of us. Our Community Plan 'Towards 2020' (which has now been integrated with the Local Outcomes Improvement Plan) was developed in 2009/10 and sets out the long term vision and aspirations for West Lothian. 'Towards 2020' was developed through substantial community engagement using a range of methods and tools including Community Artists and visioning techniques that

encouraged all who took part to help us set the vision for the next 10 years. Since then, we have continued to develop our Plan for Place with the community and stakeholders through our Community Planning Partnership wide Strategic Assessment, through various partner engagements and consultations and most recently through the development of placemaking activities such as charrettes.

To help us further embed better community engagement across the Partnership, we have established a community engagement practitioner's network to develop and progress our Community Engagement Plan. This is a multi-agency network of engagement practitioners who are responsible for implementing practical actions that will improve and enhance community engagement in West Lothian. In 2015, the network developed an 'Engaging Communities Toolkit' - a practical resource to enhance community involvement and empowerment in our local communities by increasing the knowledge, understanding and quality of community engagement practice in West Lothian. The toolkit has been designed so it can be used by a range of audiences; from voluntary and community groups, to practitioners and professionals from different organisations. This led to the development of a wider programme of support and learning around community engagement. The Engaging Communities Training Programme was launched in May 2016 and consists of a series of workshops linked to the topics in the Toolkit. The training programme, along with the toolkit will help improve the ways we involve and build relationships with local people.

The Community Engagement Plan aims to improve and embed community engagement across West Lothian Community Planning Partnership by:

- Improving the coordination of consultation and engagement activity across West Lothian
- Establishing clear processes which consider the most appropriate ways to involve and engage with those the council represents.
- Providing opportunities for communities and individuals to get involved in decisions that affect their lives
- Supporting communities and organisations in developing and rolling out effective community engagement by building the capacity of staff, community groups and individuals.
- Creating a shared understanding of community engagement and its desired outcomes by coordinating and sharing resources, knowledge and skills.
- Demonstrating that quality, coordinated community engagement is impacting on specific outcomes.

We want to build on and harness the existing good practice across West Lothian to develop clearer and more consistent structures which provide opportunities for people to get involved at the level they want. By further developing a clear, consistent and coordinated approach to community engagement, and providing appropriate tools and support to evaluate how we are doing, we will achieve more meaningful community engagement.

Resource Aligning

The West Lothian Community Planning Partnership Resource Aligning Group (RAG) is the lead group established to progress resource aligning across the Partnership. The RAG will consider how partners can work together to identify the totality of resources deployed across the Partnership to ensure delivery of each of the Local Outcomes Improvement Plan outcomes and to develop an agreed framework to improve the Partnership's capacity to target and align resources for better impact. The activity will relate directly to the Local Outcomes Improvement Plan outcomes but also to the enabling themes of tackling inequality, prevention and community engagement.

Membership of the RAG is drawn from across the Community Planning Partnership and consists of representatives working at chief officer or senior management levels in roles that include finance or resource planning and management.

The RAG has agreed a number of areas for development which will support information sharing and alignment of resources and an action plan has been developed, aligned to the Community Planning Partnership Development Plan. Actions include linking partners' budgets to the Local Outcomes Improvement Plan; clarifying and strengthening the understanding of each partners' role and contribution; holding a Scenario Planning event to explore future challenges and how partners can respond to these changes; improving resource allocation and resource aligning, focusing on the anti-poverty agenda; exploring Participatory Budgeting as a way of taking resource aligning to a local level; identifying additional source of income open to partners; and developing a Partnership Property Asset Management Plan.

Life Stages



Life Stages is a substantial, strategic programme of change led by West Lothian Council working across the Community Planning Partnership. The overall aim of the programme is to enable the Community Planning Partnership to plan and deliver more effective interventions to tackle social inequalities and build successful communities across West Lothian, using a Life Stage approach targeting deprived geographical areas. The programme recognises that those who are most at risk (and generate the greatest expense in terms of demands on services) often lead complex lives, and hence focuses on redesigning services around the needs of the target group using a partnership approach. The approach allows us to take preventative action to ensure that early intervention targets services where they are most needed and reduce demand of services downstream. Life Stages is about being clear when people most need our support, why they most need our support, which people have the greatest need for our support, and what support they most need from us. Partners spent a lot of time working together, talking to each other and communities and analysing data and information to determine a long-term outcome and target population for each Life Stage (Early Years, School Age, Young People in Transition, Adults of Working Age and Older People). Underneath each long term outcome lies a number of medium- and short- term outcomes, determined and tested using a logic modelling approach. We had an initial focus on early years, as there is overwhelming evidence that investing in children and their families and a much earlier stage will bring massive benefits.

Life Stages has now been fully integrated into the Community Planning Partnership and the Life Stages Board has been subsumed by the Partnership Board. The three Life Stages objectives are fully embedded in the Community Planning Partnership, with services being planned, co-ordinated and evaluated on the delivery of outcomes, the targeted use of resources to achieve the greatest impact on those most in need, and a fundamental shift towards early intervention. Our Life Stage approach has given us clear common outcomes and more effective deployment of input and resource.

Life Stages is woven through the Local Outcomes Improvement Plan. Each of the Life Stages long-term outcomes has been mapped and colour coded to the Local Outcomes Improvement Plan:

Parents / carers are responsive to their children’s developmental needs. Children are ready to start school

Everyone’s life chances are maximised (by improving their educational attainment) to become successful learners, confident individuals, responsible citizens and effective contributors

Our young people are successful learners, confident individuals, responsible citizens and effective contributors and have a positive destination

Every adult has the skills and ability to secure and sustain employment

Older people live longer healthier more independent and fulfilling lives within a supportive community and continue to learn and develop.

Better off – West Lothian’s anti poverty strategy

‘Better Off’ is the Community Planning Partnership’s anti-poverty strategy (2012 - 2017). The strategy has an overall purpose to help minimise the impact of poverty on the people of West Lothian and aims to ensure that people are equipped to cope with the challenges they currently face; those of the current, deep, economic recession and welfare reform.

The strategy is seen as an evolving one and is being reviewed regularly in order to ensure that it continues to reflect the situation as the shape and impact of much of the welfare reforms becomes clear, and as the council develops its approach to financial and digital inclusion.

The strategy identifies seven cross-cutting themes of poverty; Economy/Income, Employability/ Economic Development, Education, Housing, Health, Community and Inequality.

In order to ensure that our services are targeted and responsive to the changing needs of our communities, the strategy contains specific action plans relating to anti-poverty, welfare reforms and financial and digital inclusion which gives more detail of the outcomes sought, the activities our partners

have committed to take forward and how partners will work together to help minimise poverty. The action plans are reviewed and reported on annually and will help to evidence the impact of poverty on various groups of people in West Lothian.

Co-production is at the heart of the strategy and a wide range of individuals and groups

have contributed their insights into their experiences of poverty, helping develop an understanding of how poverty can affect lives. Better Off is driven by the multi agency anti poverty strategy group, which meets regularly to review, agree and monitor actions and outcomes. Better Off was developed partly in response to the emerging changes in welfare reform.

The seven ‘Better Off’ themes closely

relate to our local priorities and our new outcomes and the overall strategy is linked to the ‘Tackling Inequality’ theme of the Local Outcomes Improvement Plan. The anti-poverty strategy therefore cuts across the whole Local Outcomes Improvement Plan and is a key enabler for achieving our outcomes. The strategy is well established in West Lothian and we are confident that it will continue to contribute to improved outcomes for our local people.



Developing the Partnership

The West Lothian Community Planning Partnership is well placed to drive public service reform at a local level. The Partnership is self-aware and has a strong understanding of how it needs to develop its capacity to deliver on the Local Outcomes Improvement Plan and to collectively work to its full potential to meet expectations on Community Planning Partnerships.

Partnership Development Days have been held since 2010, allowing partners to reflect on current developments, achievements so far and to identify forthcoming challenges and priorities for developing Community Planning. The most recent Partnership development session was held in March 2015 following the publication of Audit Scotland's report on the West Lothian Community Planning Partnership, in order to discuss its findings and recommendations and to identify potential improvement actions to address the issues raised in the report. A revised Partnership Development Plan was then produced based on these areas for improvement. In order to ensure clear and focused actions, the areas for improvement

and associated actions were rationalised and aligned to four key areas: Governance; Resources, Data and Information; Culture, Approach and Behaviour; and Delivery Approaches.

A 'Celebrating Community Planning in West Lothian' event was held in August 2015 to showcase West Lothian's achievements in Community Planning; to provide an opportunity for the Partnership to look at approaches that other Community Planning Partnerships/organisations are taking and further explore how these would work in West Lothian; to confirm and take forward the improvement agenda based on the audit recommendations; and to explore how to improve Community Planning in West Lothian and how individuals, groups and partners contribute to this. Four workshops were held around each of the Development Plan themes and discussions from these were incorporated into the Development Plan. Four work streams have been set up to refine the Development Plan and to take forward the relevant actions.



Performance Reporting

There are a range of indicators and targets below each outcome, demonstrating how we will progress towards achieving our outcomes over the short (one year), medium (three years) and long (ten years) term. Performance against the Local Outcomes Improvement Plan is measured through the Partnership's performance management system, Covalent. Each indicator has an identified lead officer who is responsible for maintaining the performance data. A scorecard has been developed within Covalent which includes each of the outcomes and associated indicators. The scorecard reflects the interrelationships between the Local Outcomes Improvement Plan indicators, as many are cross-cutting and relate to more than one outcome. This will enable us to visualise the status of the whole Local Outcomes Improvement Plan and to understand better the interdependencies and correlations and act upon them. Each of the outcomes is assigned to the relevant Thematic Forum; the Economic Partnership Forum, Community Safety Board, Integration Joint Board Strategic Planning Group/Children and Families Strategic Planning Group and the Climate Change and Sustainability Working Group.

The lead officer(s) for each Thematic Forum will be responsible for reporting on progress to the Community Planning Steering Group each quarter. The Community Planning Steering Group is chaired by the council's Chief Executive, is attended by a range of partners and is tasked with monitoring and

scrutinising performance and putting in place relevant actions to deliver on the Local Outcomes Improvement Plan. We will also continue to produce a publicly available annual progress report which will allow us to reflect on and improve our performance each year. Local Outcomes Improvement Plan will also be reviewed on an interim basis (likely to be in 2017 and 2019), in order to review progress and to ensure the document remains up to date and appropriate for delivering improvement. We will also review our performance indicators on a regular basis to ensure these remain the most relevant measures of our outcomes.

A full ten year Local Outcomes Improvement Plan review will take place in 2023, informed by national developments and up to date local data (including Census results, locally available statistical data and input from the community). We will review the progress made against each outcome and will review whether our outcomes are still reflective of West Lothian's priorities.

The Community Planning Partnership has also developed a range of methods by which the success of preventative interventions will be measured. This suite of information, including performance measures and outcome indicators has been added to Covalent and will be used to determine future resource decisions and provide an evidence base from which to move forward. It is intended that taken together this will lead to improved outcomes for some of our vulnerable children and families within our communities and reduce future demand for services.



outcomes,
indicators
and targets

Outcome:

Our children have the best start in life and are ready to succeed

Life Stages outcome:

Parents / carers are responsive to their children's developmental needs.

Children are ready to start school

West Lothian Community Planning Partnership recognises the importance of early years in determining a child's development and future life chances. Early intervention measures are critical in preventing negative social outcomes in later life which is why the Community Planning Partnership is further embedding prevention and early intervention into this Local Outcomes Improvement Plan. A range of early intervention measures are in place across services to improve the health and wellbeing of families and a focus on early years aims to achieve positive outcomes for children when they reach adulthood.

The Children and Young People (Scotland) Act 2014 is a key part of the Scottish Government's strategy for making Scotland the best place to grow up in. By facilitating a shift in public services towards the early years of a child's life and towards early intervention whenever a family or young person needs help, the legislation encourages preventative measures, rather than crisis responses. The Act establishes a new legal framework for implementing Getting It Right For Every Child (GIRFEC) where services are to work together in support of children, young people and families. The Act introduces a number of important changes for looked after children and care leavers in Scotland. These include:

- Corporate parenting duties for certain individuals and organisations
- Eligibility for aftercare assistance up to the age of 25 years
- "Continuing Care", providing care leavers the opportunity to continue with accommodation and assistance
- Local Authorities to plan and report on their activities within a Corporate Parenting Strategy

West Lothian Council are committed to providing services which are child centred and focus on improved outcomes for children, young people and their families.

The Reshaping Children's Services programme commenced in January 2014 and is on-going. This started a process of modernising our approach to how our services are delivered. One of the main priorities of this programme is to reduce the use of secure care and residential schools with a view to maintain children and young people within their own communities supported by a range of services and resources where appropriate.

West Lothian has been an early implementer of the Psychology of Parenting Programme aimed at improving the availability of high quality evidence based parenting programmes for families with young children who have elevated levels of behaviour problems. The National practice guidance on Early Learning and Childcare, Building the Ambition, is the foundation of quality services provided for eligible two year olds and looked after two year olds. The Early Years Collaborative (EYC) provides a further focus on early years, which aims to improve outcomes and reduce inequalities for all babies, children, mothers, fathers and families across Scotland to ensure that all children have the best start in life and are ready to succeed.

West Lothian's involvement in the EYC is now focussed on 30 months to Primary School, and the start of Primary 1 to the end of P4.

In terms of Early Years Health data, West Lothian, specifically in certain areas, has always had lower rates of breastfeeding than the rest of Scotland and the UK. Data indicates that an estimated 23.2% of P1 children in West Lothian are at risk of overweight and obesity, compared to 21.8% for Scotland, and an estimated 0.7% are underweight, compared to 1.1% for Scotland. West Lothian is currently above the Scottish target in terms of child dental data.

achieving positive outcomes

Indicator/s (noting frequency / type / source)	Baseline	Target 2013/14	Medium Term Target 2016/17	Long Term Target 2023	Owner
Infant mortality rate per 1000 live births <i>Source: GROS – annual</i>	2.4 (2012)	-	-	-	Senior Manager (HSCP)
Still birth rate per 1000 live and still births <i>Source: GROS - annual</i>	6.7 (12/13)	-	-	-	Senior Manager (HSCP)
Percentage of newborn children exclusively breastfed at 6-8 weeks <i>Source: Annual, SNS</i>	22.9% (11/12)	-	-	32.7% National Target	Senior Manager (HSCP)
Percentage attendance rates at nursery stages <i>Source: WLC, Annual</i>	91.9% (11/12)	92.1%	92.5%	95%	Head of Education (Development)
Percentage of Looked After & Accommodated Children with 3 or more placements <i>Source: WLC, Annual</i>	6.3% (13/14)	6.1%	6%	5.9%	Senior Manager Children & Early Intervention
Percentage of children in P1 with no obvious dental decay experience <i>Source: NDIP</i>	65.7% (11/12)	70%	70%		Senior Manager (HSCP)
Estimated percentage of children with a healthy weight in P1 <i>Source: ISD CHSP-S</i>	77.6% (11/12)	80%	Monitoring trend – targets will be set		Senior Manager (HSCP)
Estimated percentage of children underweight in P1 <i>Source: ISD CHSP-S</i>	1.5% (11/12)	Monitoring trend – targets will be set			Senior Manager (HSCP)
Estimated percentage of children overweight, including obese, in P1 <i>Source: ISD CHSP_S</i>	21% (11/12)	Monitoring trend – targets will be set			Senior Manager (HSCP)
Percentage of children in poverty ³ <i>Source: Child Poverty Action Group, Annual</i>	18% (2010)	22% Ensure West Lothian continues to sit below Scottish average			Anti-Poverty & Welfare Advice Manager
Average Annual P1 End of Year Performance in Primary Schools (PIPS) Score <i>Source: West Lothian Council, Annual</i>	46.2 (12/13)	47.2	50.0	55.0	Head of Education (Development)
Gap between the Annual P1 End of Year Performance in primary Schools (PIPS) Scores of the Lowest 20% and the remaining 80% <i>Source: West Lothian Council, Annual</i>	3.7 (12/13)	2.6	2.0	1.5	Head of Education (Development)

Activities and links to plans:

Integrated Children's Services Plan, Anti-Poverty Strategy and Action Plan, Regeneration Framework, Learning and Skills Framework (CLD Plan), Corporate Parenting Plan

³ The statistics contained will be of interest for anyone that is looking for detailed estimates of the number of children in families where the reported family income is less than 60 per cent of median income. These families would either be in receipt of out-of-work (means-tested) benefits, or in receipt of tax credits. These figures show % of children in poverty under the age of 16 for West Lothian.

Outcome:

We are better educated and have access to increased and better quality learning and employment opportunities

Life Stages outcomes:

Everyone's life chances are maximised (by improving their educational attainment) to become successful learners, confident individuals, responsible citizens and effective contributors.

Our young people are successful learners, confident individuals, responsible citizens and effective contributors and have a positive destination.

Every adult has the skills and ability to secure and sustain employment.

West Lothian, in common with other areas, experienced the impact of the global recession, and unemployment increased as a result, with joblessness amongst young people aged 16-24 years a particular concern. In addition, the closure of the Vion food processing plant with 1,700 job losses led to a steep increase in unemployment in early 2013. However, since 2013 employment rate has increased, exceeding the rates for both Scotland and Great Britain. The number and rate of claimants of key out of work benefits and Job Seekers allowance has also decreased and compares favourably with the Scottish rates.

There have been significant improvements in the attainment, skills and positive destinations for school leavers of West Lothian young people in recent years. However there are still improvements to be made – particularly for Looked After Children, children from more deprived areas and the increasing proportion of children with additional learning/support needs. Because of the poorer attainment historically, a higher proportion of West Lothian's adults have fewer skills and a lower skills base, which leads to poorer employment outcomes. Both qualification and wage levels (resident and workforce) have improved over the last five years, but still remain below the Scottish level. Average earnings in West Lothian are to a large extent determined by the type of employment opportunities within West Lothian. Nevertheless, a significant proportion (approx 45% of residents) commute to other parts of Scotland – particularly Edinburgh. The reduction in unemployment whilst welcome has been accompanied by an increase in the number of working-poor.

It is estimated that 29,000 (27%) of working age adults face occasional challenge and constrained opportunities due to literacy difficulties and within that, 1,000 face serious challenges in their literacy practice⁴. Within West Lothian the focus of provision has been on supporting parents and unemployed working age adults with literacies needs. In 2013/14 and 2014/15, 25% of literacies learners progressed to one or more positive destinations of further learning, training, volunteering or paid employment. In 2015/16, this increased to 30% of learners. Accreditation is now embedded into learning programmes, with a focus on core skills in communication and numeracy.

⁴ According to the Scottish Survey of Adult Literacy (SSAL) 2009

achieving positive outcomes

Indicator/s (noting frequency / type / source)	Baseline	Target 2013/14	Medium Term Target 2016/17	Long Term Target 2023	Owner
Percentage of working age adults in work <i>Source: ONS annual population survey, Quarterly</i>	74% (12/13)	74.0%	75.0%	78%	Policy Manager – Economic Development
Percentage of adults in receipt of key out of work benefits <i>Source: DWP, Quarterly</i>	13.4% (12/13)	13%	10%	9%	Policy Manager – Economic Development
Percentage of the resident, working age population qualified to SVQ2 and above <i>Source: ONS Annual Population Survey, Annual</i>	71.6% (12/13)	72%	74%	76%	Policy Manager – Economic Development
Percentage of the resident, working age population qualified to SVQ4 and above <i>Source: ONS Annual Population Survey, Annual</i>	33.9% (12/13)	34%	35%	36%	Policy Manager – Economic Development
Median earnings (£s) for residents living in the local authority area who are employed (gross weekly pay) <i>Source: ONS Annual Survey of Hours & Earnings, Annual</i>	489.70 (12/13)	500.00	520.00	550.00	Policy Manager – Economic Development
Percentage of pupils in S4 attaining Literacy and Numeracy at level 3 <i>Source: Scottish Government, Annual</i>	73% (13/14)	83%	89%	95%	Head of Education (Quality Assurance)
Average cumulative tariff score of the lowest attaining 20% (in S4) <i>Source: Scottish Government, Annual</i>	86 (11/12)	90	90	90	Head of Education (Quality Assurance)
Percentage of pupils in S5 attaining 5+ qualifications at level 6 <i>Source: Scottish Government, Annual</i>	13% (11/12)	13%	14%	15%	Head of Education (Quality Assurance)
Percentage of school leavers entering a positive destination <i>Source: SDS SLDR, Annual</i>	89.9 (11/12)	92%	95%	96%	Policy Manager – Economic Development
Percentage of 18 -24 year olds claiming Job Seekers Allowance and Universal Credit <i>Source: ONS Claimant Count, Annual</i>	8.9% (12/13)	7.0%	3.0%	2.0%	Policy Manager – Economic Development
Percentage of care leavers entering positive destinations <i>Source: SDS, Annual</i>	82% (11/12)	73%	75%	78%	Policy Manager – Economic Development
Percentage of West Lothian College full time leavers entering a positive destination <i>Source: West Lothian College, Annual</i>	90% (11/12)	94%	96%	98%	Principal, West Lothian College
Number of unemployed people assisted into work from Council operated / funded Employability Programmes <i>Source: WLC, Annual</i>	370 (12/13)	450	500	500	Policy Manager – Economic Development
Percentage of population who are income deprived <i>Source: SIMD, Annual update</i>	13% (12/13)	13%	12%	11%	Policy Manager – Economic Development
Percentage of primary, secondary, special schools and pre-school establishments receiving positive inspection reports <i>Source: WLC, Annual</i>	100% (12/13)	100%	100%	100%	Customer & Performance Manager – Education

Activities and links to plans:

Attainment Strategy
West Lothian Economic Strategy and Action Plan 2014-17
West Lothian Working Together Action Plan
Developing the Young Workforce
Youth Employment Action Plan
Regeneration Framework
Anti-Poverty Strategy and Action Plan
Learning and Skills Framework (CLD Plan)
Enterprising Third Sector Framework 2014-17
West Lothian College Regional Plan and Outcome Agreement 2016-17



Outcome:

Our economy is diverse and dynamic, and West Lothian is an attractive place for doing business

Life Stages outcomes:

ALL

West Lothian's economy has reacted positively to constant change over the last thirty years, moving from one that was dominated by manufacturing, to strong growth in service sectors including public services, retail and distribution, hotels and restaurants, construction and finance and IT; with opportunities for growth in other priority industries (including food and drink, tourism and life sciences). This diverse economy is reflected in the fact that no single business sector now provides more than a quarter of employment.

60% of Scotland's population and 54% of businesses are within one hour's travel time of West Lothian, making it an extremely well-connected business location.

The impact of the recession was keenly felt in West Lothian with a 8% reduction in the employment base between 2009 and 2013, including the closure of the Vion food processing plant in early 2013 with 1,700 job losses. However, latest intelligence points to business and employment growth in West Lothian, underpinned by the delivery of additional investment support to businesses through the West Lothian Economic Growth Plan. As well as investing in employment growth, the Economic Growth Plan will continue to be focused on generating sustainable and higher wage employment opportunities, contributing to increasing local wage levels. The latest data for 2014 showed 4,565 active businesses operating in West Lothian, a net increase of 200 on 2013. The number of businesses per 10,000 has increased from the 2013 figure of 309 to 321 – this represents significant progress. In 2014 the West Lothian three-year business survival rate was 65% (i.e. 65% of new businesses registered in 2011 were still trading in 2014). The West Lothian figure is higher than most of the benchmark group of local authorities – including Fife, Edinburgh and North and South Lanarkshire.

West Lothian's GVA (Gross Value Added) per head is slightly lower than for Scotland as a whole, but higher than that of most non-city local authority areas. Retail occupancy levels in West Lothian appear to be holding up well and well and were at almost 92% in 2015, compared with 89.4% across Scotland.

In 2013/14, 615 house completions were achieved, far in excess of the 229 completions achieved in 2011/12. It is anticipated that this improvement will continue as a result of the recent progress made in implementing the Housing Recovery Action Plan. However the main influencing factor will continue to be market demand which will be determined by the availability of mortgage finance and the continued strength of the economy.

Indicator/s (noting frequency / type / source)	Baseline	Target 2013/14	Medium Term Target 2016/17	Long Term Target 2023	Owner
Percentage survival rate of VAT/PAYE businesses after 3 years <i>Source: ONS, Annual</i>	59.4% (11/12)	61.2%	60%	62%	Policy Manager – Economic Development
VAT/PAYE business stock per 10,000 adults of working age <i>Source: ONS, Annual</i>	306 (11/12)	310	312	315	Policy Manager – Economic Development
Median earnings (£s) for full-time employees working in the local authority area (gross weekly pay) <i>Source: ONS Annual Survey of Hours & Earnings</i>	£478.10 (12/13)	£490.00	£510.00	£550.00	Policy Manager – Economic Development
Gross Value Added (GVA) per head <i>Source: ONS, Annual</i>	£20,542 (11/12)	£21,000	£22,000	£24,000	Policy Manager – Economic Development
Business Outcomes resulting from partner interventions (companies supported by Business Gateway and Scottish Enterprise in West Lothian) <i>Source:</i>	443 (12/13)	500	530	550	Policy Manager – Economic Development
Total number of jobs in West Lothian <i>Source: ONS, Annual</i>	73,300 (12/13)	73,500	75,000	78,000	Policy Manager – Economic Development
Number of new homes completed annually in West Lothian <i>Source: WLC, Annual</i>	512 (12/13)	500	500	1,000	Development Planning and Environment Manager
Percentage of retail occupancy in town centres <i>Source: WLC, Quarterly</i>	92% (12/13)	90%	90%	90%	Policy Manager – Economic Development
Number of indigenous businesses with 50-100 employees <i>Source: UK Business Count – Enterprises dataset (ONS)</i>	85 (2014)	-	90	100	Policy Manager – Economic Development
Number of indigenous businesses with 10-49 employees. <i>Source: UK Business Count – Enterprises dataset (ONS)</i>	420 (12/13)	-	460	500	Policy Manager – Economic Development
Tonnes of CO2 emissions per capita for the West Lothian district <i>Source: DECC, Annual</i>	7.3 (11/12)	6.8 National average	Below national average	Below national average	Energy Manager
Total number of visitor numbers to 4 key attractions; • Almond Valley Heritage Centre • Five Sisters Zoo • Hopetoun House • Linlithgow Palace <i>Source: Visit West Lothian, Annual</i>	343,540 (12/13)	330,000	350,000	400,000	Policy Manager – Economic Development
Total value (£) of tourism to the local economy <i>Source: STEAM (Scottish Tourism Economic Activity Monitor)</i>	£161,59m (2013)	£166m (2014)	£180m	£200m	Policy Manager – Economic Development
Total value (£) of consented building work in West Lothian <i>Source: WLC, Annual</i>	£104,668,126 (12/13)	£107,284,829	£118,351,930	£174,256,023	Building Standards Manager
Percentage of employees earning less than the Living Wage <i>Annual Survey of Hours and Earnings (ASHE)</i>	22% (2015)	-	22%	18% (2020)	Policy Manager – Economic Development
Gap between median pay for men and women working full time <i>Annual Survey of Hours and Earnings (ASHE)</i>	4% (2015)	-	4%	0% (2020)	Policy Manager – Economic Development

Activities and links to plans:

West Lothian Economic Strategy and Action Plan 2014-17, Economic Growth Plan, Regeneration Framework, Anti-Poverty Strategy and Action Plan, Enterprising Third Sector Framework 2014-17, Learning and Skills Framework (CLD Plan)

Outcome:

We live in resilient, cohesive and safe communities

Life Stages outcomes:

ALL

Building strong communities is a priority for the West Lothian Community Planning Partnership. Ensuring that all our citizens can live their lives free from the fear of crime is a high priority for West Lothian. The Community Safety Partnership has identified the key priority outcomes for West Lothian Council through a strategic assessment process that has been completed in conjunction with all community safety partners including Police, West Lothian Council, Fire, Health and voluntary sector. This prioritises the key issues that really matter to local people and partner agencies will focus on these identified priorities in order to reduce crime and disorder whilst making people feel safer in their local communities.

Protecting People

We will ensure that the most vulnerable people within our communities are protected and feel safe. This will be achieved by identifying victims of crime and ensuring support mechanisms are in place for them. We will work in partnership to identify and protect those at risk through effective early intervention, education and enforcement and will proactively share information within the partnership to task and coordinate resources and change trends. We will work together to reassure those individuals, groups and communities affected; support, manage and rehabilitate offenders and support victims and their families who are affected by child protection, adult protection or domestic abuse issues.

Reducing Antisocial Behaviour and Hate Crime

The picture regarding antisocial behaviour within West Lothian is positive with proactive tasking and a preventative philosophy adopted throughout the Partnership. There have been consistent decreases since the introduction of partnership Community Policing Teams and the establishment of the West Lothian Community Safety Unit. We will continue to identify youth offenders at an early stage and implement effective intervention strategies to support these young people. Hate crime prevention activity has focused on building stronger links within our communities which has increased public confidence in reporting such crimes. We will continue to identify repeat and risk locations and people and provide support to victims and rehabilitate offenders.

Reducing Violence

The impact and consequence of a violent incident has everlasting consequences upon all concerned. Weapon related crime and public space violence will be tackled through effective tasking and patrolling of identified hot spots. We will work in partnership to prevent and reduce instances of violence through effective early intervention, enforcement and education, and will proactively share information and intelligence to task and coordinate resources and change trends. We will work together to reassure communities affected, support, manage and rehabilitate offenders, and support victims of violent crime.

Reducing reoffending strategies are in place to deal with high tariff offenders within the community.

Tackling Substance Misuse

Substance misuse is a complex problem that impacts upon all our communities with widespread and harmful implications for individuals, families and neighbourhoods. The link between substance misuse and crime and disorder is well known and by tackling the harm caused to public safety we will improve the quality of life for many people in West Lothian and reduce the negative effect on local communities. We will work in partnership to prevent drug and alcohol misuse through effective early intervention, education and enforcement. In partnership we will focus on the needs of the most persistent offenders within West Lothian whose crimes are committed in order to sustain their dependency on drugs, alcohol and substance and reduce their level of offending.

Reduce Home, Fire and Road Casualties

There are a number of major arterial routes that run through West Lothian, which link the east and west of Scotland. This, along with numerous rural routes linking towns and villages, make the county a risk location for road traffic collisions. We will work in partnership to improve road safety through enforcement, engineering, education and effective early intervention. We will continue to work in partnership to reduce the risk of fire casualties within West Lothian. We will identify people and premises at greatest risk of fire and provide safety visits and reassurance to vulnerable individuals.

Tackling Serious and Organised Crime and Counter Terrorism

Serious and organised criminals have an impact upon society as a whole by impinging upon local economies and targeting individuals within our communities. These individuals can fuel street crime, increase the fear of crime and have a detrimental financial effect upon local economies. These criminals can generate substantial income to the detriment of genuine businesses by using apparent legitimate businesses as a cover for their activities. As a partnership we are dedicated to target, disrupt and deter those involved in Serious and Organised Crime and reassure communities and businesses affected by their activity.

Communities

Getting people interested and involved in their community is also central to the CPP's approach, and our Community Engagement Plan sets out how the Partnership will provide opportunities for this to happen. Increasing community capacity, local ownership and civic pride and responsibility all contribute towards greater involvement of local people and communities as partners. Working together in partnership with communities will ultimately result in improved outcomes for local people. The new rights given to community bodies and the new duties on public sector authorities in the Community Empowerment (Scotland) Act 2015 should boost community empowerment and engagement.

53% of respondents to the 2013 Citizens Panel Survey had volunteered in the last 12 months. 46% of respondents felt involved in their local community and felt they could influence decisions; however 44% of the panel felt that relationships and cohesion between different sectors of the community could improve.

Reducing Reoffending

Reducing Reoffending is a key priority for the CPP. It is being taken forward through the Reducing Reoffending Strategy for 2013-2018. Amongst its main priorities include:

- Youth Offending and to continue to develop and implement the Whole Systems Approach, in particular Early and Effective Intervention and Diversion from Prosecution. Within the Reshaping Children's Services programme alternatives to secure care are being developed to address the needs of the most chaotic and challenging young people.
- The specific needs of Women Offenders are being met through the highly successful Almond Project which has shown to improve outcomes significantly. The Almond Project has recently expanded due to the demand for the service.
- Voluntary Throughcare services have been further enhanced for Short-term Prisoners to reduce the likelihood of reoffending.
- Targeting Serious Organised Crime and Counter Terrorism through robust partnership working.
- Ensure persistent offenders receive appropriate drug and alcohol services and sustain engagement and to maintain established links with agencies.
- Increase number of perpetrators of Domestic Abuse undertaking 1:1 programmes.

Following a period of consultation, the Community Justice Authority will be abolished and a new model for the Community Justice System in Scotland will be adopted. CPP's will assume responsibility for local strategic and operational planning and design and delivery of services for community justice to reflect local need and in accordance with the national strategy for reducing re-offending.

This process will be fully completed in 2017 when this responsibility will be fully transferred.



Indicator/s (noting frequency / type / source)	Baseline	Target 2013/14	Medium Term Target 2016/17	Long Term Target 2023	Owner
<ul style="list-style-type: none"> ■ Detection rate for crimes of domestic abuse ■ Detection rate for sexual offences ■ Number of antisocial behaviour incidents ■ Detection rate for hate crime ■ Level of violent crime ■ Proportion of positive stop & searches for offensive weapons ■ Proportion of positive stop and searches for drugs ■ Number of licensed premises visits (on/off sales premises) ■ Number of people detected for drink/drug driving offences ■ Number of cash seizures and restraints through the Proceeds of Crime Act (POCA) legislation ■ Number of people detected for supplying drugs <p><i>Source: Post 1st April 2013 Police Scotland Scottish Operational & Management Information System (Annual) No Baselines set</i></p>	<p>73.9%</p> <p>62.6%</p> <p>12034</p> <p>60.6%</p> <p>197</p> <p>1%</p> <p>3.6%</p> <p>662</p> <p>239</p> <p>£888,061</p> <p>206</p> <p>(12/13)</p>	<p>Police performance is recorded on Scottish Operational & Management Information System. The West Lothian Local Authority area forms part of the Lothians and Scottish Borders Division of the Police Service of Scotland and targets in relation to KPIs have been set for the Division as a whole and not as Local Authority area, as such no performance targets are available for West Lothian at this time.</p>			<p>Local Area Commander</p>
<p>Number of people killed or seriously injured in road accidents</p> <p><i>Source: Scottish Government, Annual</i></p>	<p>65 (2011)</p>	<p>58</p>	<p>47</p>	<p>41 (2020)</p>	<p>Roads & Transportation Manager</p>
<p>Number of deliberate fires per 10,000 population</p> <p><i>Source: IRS, Annual</i></p>	<p>30.85 (14/15)</p>	<p>Continuous Improvement</p>			<p>Group Manager</p>
<p>Number of accidental dwelling fires per 10,000 population</p> <p><i>Source: IRS, Annual</i></p>	<p>8.69 (14/15)</p>	<p>Continuous Improvement</p>			<p>Group Manager</p>
<p>Percentage of West Lothian residents that feel safe walking in their local neighbourhood after dark</p> <p><i>Source: Citizens Panel Quality of Life Survey, 3 yearly</i></p>	<p>46% (2010)</p>	<p>35%</p>	<p>40%</p>	<p>45%</p>	<p>Community Planning Development Officer</p>
<p>Percentage of residents who feel we have an inclusive society</p> <p><i>Source: Citizens Panel Quality of Life Survey, 3 yearly</i></p>	<p>52% (2010)</p>	<p>59%</p>	<p>63%</p>	<p>68%</p>	<p>Community Planning Development Officer</p>
<p>Percentage of adult population who volunteer</p> <p><i>Source: : Citizens Panel Quality of Life Survey, 3 yearly</i></p>	<p>53% (2010)</p>	<p>53%</p>	<p>53%</p>	<p>- ⁶</p>	<p>Community Planning Development Officer</p>
<p>Percentage of residents who feel they can influence decisions</p> <p><i>Source: Citizens Panel Quality of Life Survey, 3 yearly</i></p>	<p>43% (2010)</p>	<p>40%</p>	<p>43%</p>	<p>47%</p>	<p>Community Planning Development Officer</p>
<p>Percentage of communities with a community council</p> <p><i>Source: WLC, Annual</i></p>	<p>92.5% (12/13)</p>	<p>87.5%</p>	<p>92.5%</p>	<p>93%</p>	<p>Community Planning Development Officer</p>
<p>Percentage voter turnout at national elections</p> <p><i>Source: UK National Elections – Livingston Constituency</i></p>	<p>63.1% (10/11)</p>	<p>62% (2015)</p>	<p>-</p>	<p>72% (2020)</p>	<p>Community Planning Development Officer</p>
<p>Percentage voter turnout at Scottish Parliamentary Elections</p> <p><i>Source: Scottish Parliamentary elections – Almond Valley Constituency</i></p>	<p>51% (2011)</p>	<p>-</p>	<p>72% (2016)</p>	<p>72% (2021)</p>	<p>Community Planning Development Officer</p>

⁶ The aim is to see a continual rise in volunteering in the longer term in line with the projected rise in population, and a thriving economy and continued support from Community Planning Partners.

achieving positive outcomes

Indicator/s (noting frequency / type / source)	Baseline	Target 2013/14	Medium Term Target 2016/17	Long Term Target 2023	Owner
Percentage of Early and Effective Intervention cases 8 to 15 years who do not reoffend within 12 months of initial referral <i>Source: WLC, Annual</i>	29% (12/13)	30%	50%	70%	Senior Manager – Young People & Public Protection
Number of children/young people in secure or residential schools on offence grounds. <i>Source: WLC, Monthly</i>	7 (12/13)	5	3	1	Senior Manager – Young People & Public Protection
One year reconviction rate <i>Source: Scottish Offenders Index, Annual</i>	23.4% (09/10 cohort)	23%	21%	20%	Senior Manager – Young People & Public Protection
Percentage of tenants satisfied with the management of the neighbourhood they live in <i>Source: WLC, Annual</i>	77% (13/14)	82%	82%	87%	Performance & Change Manager
Number of active anti-social behaviour cases <i>Source: WL CSU, Annual</i>	58 (12/13)	75	70	65	Customer Service Manager – Housing Management

Activities and links to plans:

Public Protection Strategy, Community Safety Strategic Plan 2015-2018, Reducing Reoffending Strategy, Violence Against Women Strategy, West Lothian Local Policing Plan, Local Fire and Rescue Plan for West Lothian, Local Housing Strategy 2012-2017, Learning and Skills Framework (CLD Plan), Regeneration Framework

Outcome:**People most at risk are protected and supported to achieve improved life chances****Life Stages outcomes:****ALL**

Over the past three years the number of reported incidents of Domestic Abuse has increased with a correlating increase in the number of women referred to the Domestic and Sexual Assault Team. We interpret this increase as indicating that confidence in police and service response has increased, although we acknowledge that the impact of the recession on women and their families may be driving some of the increase as women have fewer resources with which to protect themselves and their children. There has been investment in services designed to respond better to increasing demand, with improved levels of partner support, out of hours support and the development of a domestic abuse court. Domestic abuse continues to be a key priority and there will be a continued focus on improving the response to women and ensuring that response is meeting need. We will also continue to develop how to best address the risks posed by violent men who pose a risk of serious harm.

During 2015-2016 as at 31st March 2016 there were 431 Looked After Children in West Lothian – around 1.1% of the West Lothian 0-17 years population. There is a strong focus on reducing the number of placement moves experienced by Looked After and Accommodated Children as this has been linked to poorer outcomes. During 2014 and 2015 there was a drop in the number of placement moves experienced by Looked After and Accommodated Children which highlights a positive trend. Child Protection referrals during 2014/15 and 2015/16 saw a drop of 144 and 108 respectively and could be due to a clear emphasis on prevention and early intervention. The Council will continue to develop services to work ‘upstream’ and prevent crisis from occurring in order to protect the children and young people most at risk.

Tackling and addressing Child Sexual Exploitation is a focus for West Lothian Council in order to ensure that children are cared for and protected from harm, and are able to grow up in a safe environment where their rights and needs are respected. West Lothian will manage this through the Public Protection Committee and has devised its own action plan in accordance with the Scottish Government’s ‘National Action Plan to Tackle Child Sexual Exploitation’. This will ensure that West Lothian Council are taking the necessary steps to protect children and young people from this complex challenge.

Multi Agency Public Protection Arrangements (MAPPA) have been in place since the implementation of the Management of Offenders Act (2005). The council has well embedded partnership approaches to enable the risks posed by sexual offenders to be robustly managed. There is a clear focus on reducing risk and performance in this regard is closely monitored. The council has invested in strengthening its ability to respond to all offenders who pose a risk of serious harm and expects to develop processes with key partners to respond appropriately to all violent crime. In the coming years the council will develop its ability to manage the risks posed to communities through its response to the National Accommodation Strategy for Sex Offenders (NASSO). There are plans to expand the MAPPA remit to include an additional category of offenders. This will target offenders other than sexual perpetrators who pose a risk of serious harm.

The Adult Support and Protection (Scotland) Act 2007 has been in place since October 2008. Adult Protection in West Lothian continues to be delivered as an intra-agency as well as a multi-agency activity. Alongside the Police and NHS as well as agencies from the third sector, a number of local authority departments and services play an integral role in adult protection inquiries, investigations, case conferences, reviews, and Adult Support and Protection Plans. The numbers of Adult Protection Case Conferences continue to rise and, in general, there has been an increase over the past three years in Adult Protection activity. Work has been undertaken to measure the experiences of adults at risk in the Adult Protection process, specifically whether they feel safer as a result of interventions. Similarly, auditing Adult Support and Protection Plans to determine whether the harm has been reduced is also viewed as an indicator of safety and risk management.

An integrated approach to public protection will ensure consistency and a strategy will be developed that best captures the shared desire to protect the most vulnerable groups from harm. The council is also focussed on ensuring improved outcomes for vulnerable groups and has developed a 'life stage' approach to manage this. We are committed to monitoring improved outcomes for children and adults at risk so that as they leave multi agency protection systems they are moving to situations where they have the best chance of a positive life.



Indicator/s (noting frequency / type / source)	Baseline	Target 2013/14	Medium Term Target 2016/17	Long Term Target 2023	Owner
Percentage of MAPPA cases where level of risk has been contained or reduced <i>Source: Risk Management & MAPPA Reviews, Annual</i>	95% (12/13)	95%	96%	97%	Senior Manager – Young People & Public Protection
Percentage of children entered on the child protection register in the year who had previously been on the register <i>Source: WLC, Annual</i>	14.2% (12/13)	12%	10%	8%	Senior Manager – Young People & Public Protection
Percentage of children re-referred to the Domestic and Sexual Assault team <i>Source: WLC, Annual</i>	11% (12/13)	5%	4%	2%	Senior Manager – Young People & Public Protection
Percentage of women who report that they feel safe as a result of intervention by the Domestic and Sexual Assault Team <i>Source WLC, Annual</i>	88% (12/13)	90%	95%	95%	Senior Manager – Young People & Public Protection
Percentage of closed adult protection cases where the adult at risk reported that they felt safer as a result of the action taken. <i>Source: WLC, Annual</i>	90% (13/14)	80%	85%	90%	Group Manager – Protection & Emergency Services
Percentage of adult protection plans reviewed indicating a reduction in risk of harm <i>Source: WLC, Annual</i>	80% (13/14)	80%	85%	90%	Group Manager – Protection & Emergency Services
Percentage of care leavers entering positive destinations <i>Source: SDS, Annual</i>	82% (11/12)	73%	75%	78%	Policy Manager – Economic Development
Percentage of children who are looked after and accommodated, of an age and stage where they are able to express an opinion who report they feel safer as a result of intervention or support. <i>Source: WLC, Annual</i>	100% (13/14)	80%	85%	95%	Senior Manager – Young People & Public Protection
Percentage of young people under the age of 22 who were previously looked after who go on to receive a custodial sentence <i>Source: WLC, Annual</i>	6.5% (13/14)	7%	6.5%	6%	Senior Manager – Young People & Public Protection
Percentage attendance at school for Looked After Children <i>Source: Scottish Government, Annual</i>	91.1% (10/11)	91.1%	91.3%	91.5%	Additional Support Needs Manager
Exclusions per 1000 pupils who were Looked After <i>Source: Scottish Government, Educational Outcomes for Looked After Children, Annual</i>	452 (10/11)	400	365	320	Additional Support Needs Manager
Percentage of cases that have progressed to Child Protection Case Conference where there has been a reduction of risk to the child at the point of each Review <i>Source: WLC, Quarterly</i>	54% (14/15)	60% (14/15)	63%	66%	Senior Manager – Young People & Public Protection
Percentage of cases where positive progress can be evidenced at the 6-month Looked After Child Review <i>Source: WLC, Quarterly</i>	85% (14/15)	85% (14/15)	87%	90%	Senior Manager – Young People & Public Protection

Activities and links to plans:

Public Protection Strategy, Reducing Reoffending Strategy, Violence Against Women Strategy, Learning and Skills Framework (CLD Plan), Regeneration Framework, Corporate Parenting Plan, Community Safety Strategic Plan 2015-2018

Outcome:

Older people are able to live independently in the community with an improved quality of life

Life Stages outcomes:

Older people live longer healthier more independent and fulfilling lives within a supportive community and continue to learn and develop

National Health & Wellbeing Outcome:

People, including those with disabilities or long term conditions or who are frail are able to live, as far as reasonably practicable, independently and at home or in a homely setting in their community.

West Lothian Community Planning Partnership recognises the need to design services with a much greater emphasis on prevention, including building capacity within communities to help people maintain their independence and ensuring interventions are early enough to

optimise the opportunity for success wherever possible. This approach supports initiatives and opportunities to move resources upstream and ensures a greater number of individuals will experience more positive and fulfilling lives and in turn will reduce future pressure on reactive, high-tariff services.

It has been recognised both nationally and locally that whilst the health and care needs of individuals are closely intertwined, the services put in place to meet those needs can be disjointed and not as well coordinated as they could be. The Public Bodies (Joint Working) (Scotland) Act 2014 establishes the legal framework for integrating health and social care in Scotland and sets out the requirements for public service reform and a bottom-up, outcomes-based approach to improve performance and reduce costs.

In West Lothian an Integration Joint Board (IJB) has been established to bring together the planning, resources and operational oversight for a substantial range of health and social care functions into a single system which will ensure services are built around the needs of patients and service users and supports service redesign with a focus on preventative and anticipatory care in communities. The IJB's Strategic Plan sets out the arrangements for commissioning of services and how these arrangements will achieve the national health and wellbeing outcomes.

People in West Lothian are living longer. Whilst this is good news, it provides challenges in terms of an ageing population and the increasing incidence of frailty, dementia and other long term conditions. We recognize the way health and social care services are delivered locally can have a significant impact on shifting the balance of care from hospital to community and we are committed to ensuring:

- More care and support is delivered at home or closer to home rather than in hospital or other institutions
- Care is person centered, with focus on the whole person and not just a problem or condition
- There is more joined up working across professions and agencies
- Citizens, communities and staff involved in providing health and social care services will have a greater say in how those services are planned and delivered.

Although we have seen a rise in the rate of emergency hospital admissions we continue to have a significantly lower emergency bed day rate (56647) than the Scottish average (73597). The percentage of adults with intensive care needs receiving care at home has increased by 5% to 69.6% which is better than the Scottish average of 61.4% and there has been a steady increase over time in the proportion of the last six months of life spent at home or in a community setting which has risen from 87.8% to 91.1% whilst the average proportion across Scotland has remained static between 90 and 91%. These improvements demonstrate a shift in the balance of care from institutional to community care provision and we will continue to build on this in order to deliver on priority outcomes for health and social care.

It is recognised that the frail, elderly population are vulnerable and require significant investment to meet their health and care needs. A partnership Frailty Programme has been established to redesign the whole system model of care to improve outcomes, individual experience and deliver value for money. This will strengthen partnership working, make best use of performance information and ensure partners are creating effective and sustainable solutions to achieve the best outcomes for the people of West Lothian.

achieving positive outcomes

Indicator/s (noting frequency / type / source)	Baseline	Target 2013/14	Medium Term Target 2016/17	Long Term Target 2023	Owner
Proportion of last 6 months of life spent at home or in a community setting. <i>Source: National Healthcare Experience Survey, biennial</i>	91.1% (2013/14)	-	91%	95%	Senior Manager (HSCP)
% of adults able to look after their health very well or quite well <i>Source: National Healthcare Experience Survey, biennial</i>	94% (2013/14)	-	94%	95%	Senior Manager (HSCP)
Number of days people spend in hospital when they are ready to be discharged. (Crude rate per 1000 total population) <i>Source: ISD Delayed Discharge Census Data, annual (financial year)</i>	60 (2014/15)	-	56	30	Senior Manager (HSCP)
Percentage of people who are discharged from hospital within 72 hours of being ready <i>Source: ISD</i>	Data not yet published	-	TBC	TBC	Senior Manager (HSCP)
Percentage of adults supported at home who agree they felt safe <i>Source: National Healthcare Experience Survey, biennial</i>	83% (2013/14)	-	86%	90%	Senior Manager (HSCP)
Percentage of adults supported at home who agree that they had a say in how their help, care or support was provided <i>Source: National Healthcare Experience Survey, biennial</i>	80% (2013/14)	-	84%	90%	Senior Manager (HSCP)
Percentage of adults receiving any care or support who rate it as excellent or good <i>Source: National Healthcare Experience Survey, biennial</i>	80% (2013/14)	-	84%	90%	Senior Manager (HSCP)
Percentage of carers who feel supported to continue in their caring role ^S <i>Source: National Healthcare Experience Survey, biennial</i>	48% (2013/14)	-	50%	75%	Senior Manager (HSCP)
Rate of emergency bed days for adults (Crude Rate per 100,000 population) <i>Source: ISD Hospital Care: Inpatient and Day Case activity, annual (financial year)</i>	56,647 (2014/15)	-	56,647	56,000	Senior Manager (HSCP)
Rate of emergency admissions for adults (Crude rate per 100,000 population) <i>Source: ISD Hospital Care: Inpatient and Day Case activity, annual (financial year)</i>	10,878 (2014/15)	-	10,436	10,100	Senior Manager (HSCP)

⁷ Further detailed guidance on this will be issued soon as part of the Quality Measurement Framework and the Re-shaping Care Network will be consulted on the measure's methodology.

Activities and links to plans:

Integrated Joint Board Strategic Plan, Integrated Care Fund Plan, Joint Commissioning Plan, West Lothian Carers Strategy 2012-2015, Learning and Skills Framework (CLD Plan)

Outcome:

We live longer, healthier lives and have reduced health inequalities

Life Stages outcomes:

All

National Health and Wellbeing Outcome

People are able to look after and improve their own health and wellbeing and live in good health for longer

Inequalities in health outcomes between the most affluent and disadvantaged members of society are longstanding, deep-seated and difficult to change. The physical, mental and social wellbeing of the local population is influenced by the wider determinants of health; these include material deprivation, employment/unemployment, education, housing and the environment.

West Lothian has seen a significant improvement over time in premature mortality (deaths under the age of 75) with the rate reducing by 15% over 5 years to 411 whilst the Scottish rate in the same period has reduced by 9.5% to 423.

West Lothian has also continued to see a bigger improvement in life expectancy in the last decade than Scotland as a whole, with female life expectancy increasing by 3.3% to 80.5 years compared to 2.7% (81) in Scotland, and male life expectancy increasing by 4.9% to 77.9 years compared to 4.6% (77.1) Scotland-wide.

However there remain differences in life expectancy within West Lothian with life expectancy for women ranging from 87 years in Linlithgow to 76.6 years in Dedridge and for men from 82.6 years in Linlithgow to 74.9 years in Breich.

This gap in life expectancy reflects wider socio-economic differences and it is well recognised that the life choices people make are often due to the underlying societal issues they are trying to manage e.g. smoking and substance misuse are much more prevalent in areas of deprivation than in areas of affluence and other health protecting factors such as breast feeding are less common in areas of deprivation.

Although overall health has improved health inequalities remain a significant and longstanding problem and tackling health inequality is a core theme for the West Lothian Community Planning Partnership.

Tackling this priority area relies on partnership working across all Community Planning Partners as health outcomes are determined by a number of factors including where and how people live, poverty, educational achievement, drugs and alcohol misuse, low literacy and numeracy levels and homelessness.

The Community Planning Partnership has identified eight local regeneration areas. For each of these areas a local regeneration plan will be developed and implemented to tackle deprivation and inequality utilising asset based and community development approaches.

This will include:

- Ensuring services are accessible to all based on need, and barriers to care are addressed.
- Prioritising prevention, primary and community services to maximise benefit to the most disadvantaged groups.
- Build awareness of health inequalities and skills to work with all communities.
- Supporting services and initiatives that support individuals and communities to reduce the impacts of inequalities on their health.
- Working across the community planning partnership on initiatives to address underlying social inequalities that result in health inequalities.

achieving positive outcomes

Indicator/s (noting frequency / type / source)	Baseline	Target 2013/14	Medium Term Target 2016/17	Long Term Target 2023	Owner
Rate per 100,000 of general acute inpatient and day case discharges with an alcohol-related diagnosis <i>Source: ISD annual- (SMR01)</i>	681 (10/11)	Not defined – suggest local incremental improving targets			Senior Manager (HSCP)
Rate per 100,000 of general acute inpatient and day case discharges with a diagnosis of drug misuse <i>Source: ISD annual (SMR01)</i>	121 (10/11)	Not defined – suggest local incremental improving targets			Senior Manager (HSCP)
Number of pregnancies among under 16 years per 1000 relevant population <i>Source: ISD (2 year average)</i>	6.5 (08/10)	6.8	Medium and long term targets not set		Senior Manager (HSCP)
Premature mortality rate (European Age Standardised Rate per 100,000 population <75 <i>Source: NRS: Vital events, annual (calendar year)</i>	411.2 (2014)	-	411	400	Senior Manager (HSCP)
Percentage of residents who smoke (16+ years) <i>Source: Scottish Household Survey, annual</i>	23.4% (2010)		17% by 2016	12% by 2021	Senior Manager (HSCP)
Percentage of 15 year olds who smoke ⁸ <i>Source: SALSUS, annual</i>	16% (2010)	13.5% (2015)	11% (2017)	2% (2024)	Senior Manager (HSCP)
Percentage uptake of free school meals P1-3 against school roll <i>Source: WLC, Annual</i>	72%	75% (15/16)	85%	90%	Head of Operational services
Number of visits to West Lothian Leisure by concessionary card holders in receipt of benefits <i>Source: West Lothian Leisure, Annual</i>	11,832 (11/12)	11,348	12,030	13,390	Chief Executive, West Lothian Leisure
Number of applicants where homelessness is prevented <i>Source: WLC, Annual</i>	746 (14/15)	This is a new PI - targets to be developed			Customer Service Manager – Housing Need
Percentage of council tenancies that are sustained after 12 months for previously homeless people <i>Source: WLC, Annual</i>	88.3% (12/13)	88.3%	89%	89%	Customer Service Manager – Housing Need
Number of potential evictions successfully prevented by the Advice Shop <i>Source: WLC, Annual</i>	821 (12/13)	720	720	720	Anti-Poverty & Welfare Advice Manager
Warwick-Edinburgh Mental Wellbeing Score <i>Source: Citizens Panel Quality of Life Survey, 3 yearly</i>	26.07 (2010)	27	28	29	Community Planning Development Officer
Percentage of Citizens Panel members who engage in physical activity 5 or more times per week <i>Source: Citizens Panel Quality of Life Survey, 3 yearly</i>	17% (2010)	20%	25%	30%	Community Planning Development Officer
Percentage of Citizens Panel members who walk or cycle to work <i>Source: Citizens Panel Quality of Life Survey, 3 yearly</i>	8% (2010)	2%	12%	15%	Community Planning Development Officer
Percentage of primary school children travelling actively to school <i>Source: SUSTRANS Hands up Survey, annual</i>	58% (12/13)	61%	60%	62%	Head of Education (Development)
Percentage of secondary school children travelling actively to school <i>Source: SUSTRANS Hands up Survey, annual</i>	44% (12/13)	44%	46%	50%	Head of Education (Development)

⁸ Targets have been set in the Scottish Government's Tobacco Strategy to decrease smoking prevalence among 15 year olds by 2.5% every two years until we reach a floor of 2%. Targets set are based on 16% from 2013.

Activities and links to plans:

Joint Commissioning Plans, Integration Joint Board Strategic Plan, Anti-Poverty Strategy and Action Plan, Regeneration Framework, Joint Mental Health Strategy – ‘A sense of belonging’, Health Inequalities and Health Improvement Action Plan, Lothian Sexual Health & HIV Strategy 2011-2016, Learning and Skills Framework (CLD Plan), Active Travel Plan 2016-2021



Outcome:

We make the most efficient and effective use of resources by minimising our impact on the built and natural environment

Life Stages outcomes:

All

Helping to achieve Scotland's national outcomes for the environment and building a sustainable West Lothian is a key priority for the Community Planning Partnership. This means valuing and enjoying our built and natural environment, and protecting and enhancing it for future generations. It also involves managing our natural resources in a more sustainable way, and working together to reduce the impact of climate change.

Changes in the climate could threaten both the built and the natural environment with significant impacts on communities, the local economy and service delivery. Community Planning Partners, businesses, organisations and communities have a vital role to play in reducing greenhouse gas emissions and preparing for the effects of climate change.

The council is committed to working with its partners on mitigating and adapting to climate change and promoting sustainable development. This will be achieved through a range of activities relating to:- waste - minimising the amount of waste that is sent to landfill and increasing recycling; transport - promoting sustainable and active modes of transport and increasing access to sustainable transport; sustainable use of resources - reducing energy use through the introduction of renewable technology and energy efficiency measures in buildings and encouraging behavioural change to reduce energy consumption; and, measures to adapt to both current and future changes in the climate. Further action is identified in the council's Climate Change Strategy for West Lothian.

Data published by the Department of Energy & Climate Change (DECC) provides carbon dioxide emission estimates at local authority and regional level covering estimated emissions from the industrial and commercial sector, domestic emissions including gas and electricity consumption and emissions from transport. From 2014 the dataset also includes emissions from land use, land use change and forestry. West Lothian's per capita emissions for 2013 is 7.2 tonnes of CO₂. The figures from 2005 to 2013 show an overall decrease in emissions, despite an increase in 2010 on the previous year due to an unusually cold winter. However, West Lothian's emissions remain above the national average. Emissions reductions are in the industrial, commercial and domestic sectors, while road transport has remained relatively static. This is concerning given that more homes and businesses will mean rising transport demand along with increasing consumption and waste. There are already concerns about the air quality in Linlithgow, and Broxburn has been declared an Air Quality Management Area. Certain areas of West Lothian continue to be reliant on car-based transport with further development increasing pressures.

To increase the amount of household waste being recycled the council continues to work towards Scotland's Zero Waste Targets in partnership with our residents. On average more than 50% of what people put in their grey bin could have been recycled and been placed in one of the other bins at their house.

The CPP recognises the important role that the historic and built environment plays in the sense of space and cultural identity of West Lothian and will promote culture and heritage services. The quality and biodiversity of West Lothian’s countryside and networks of blue and green spaces also greatly enhance the health and well-being of residents and increase our resilience to climate change. Over half of the area of West Lothian is covered by areas of great landscape value or of special landscape control, and there is a wealth of local biodiversity sites, important geomorphological sites and a number of Sites of Special Scientific Interest. West Lothian has a strong track record of establishing and improving greenspace as part of the Central Scotland Forest and more recently through the Central Scotland Green Network (CSGN). Action will be required by all Community Planning Partners to assist delivery of high quality blue and green networks as West Lothian’s contribution to the CSGN, and to realise the wider benefits of a high quality environment to economic prosperity, quality of life, health and well-being.

Indicator/s (noting frequency / type / source)	Baseline	Target 2013/14	Medium Term Target 2016/17	Long Term Target 2023	Owner
Percentage of residents stating they are satisfied with their neighbourhood <i>Source: Citizens Panel Quality of Life Survey, 3 Yearly</i>	80% (10/11)	88%	90%	92%	Community Planning Development Officer
SPI measuring Street Cleanliness <i>Source: Keep Scotland Beautiful, Annual</i>	73 (12/13)	73	78	82	NETs, Land and Countryside Service Manager
Percentage of household waste recycled <i>Source: WLC, Annual</i>	42.5% (11/12)	46%	50%+	70%+	Recycling & Waste Services Manager
Percentage of municipal solid waste recycled <i>Source: WLC, Annual</i>	44.6% (11/12)	46%	50%+	70%+	Recycling & Waste Services Manager
Percentage of material prepared for reuse <i>Source: WLC, Annual</i>	0.9 (2013)	2%	5%	7.5%	Recycling & Waste Services Manager
Tonnes of CO ₂ emissions per capita for the West Lothian District <i>Source: DECC, Annual</i>	7.3 (11/12)	6.8 National average	Below national average	Below national average	Energy manager
Percentage reduction in emissions from the council’s activities and services (transport, fleet and business mileage), non-domestic buildings, street lighting, waste and water). <i>Source: WLC, Annual</i>	7% (13/14)	-	9%	27%	Energy manager

achieving positive outcomes

Indicator/s (noting frequency / type / source)	Baseline	Target 2013/14	Medium Term Target 2016/17	Long Term Target 2023	Owner
Energy generated as a result of installation of renewables and low carbon technology. kWh of heat produced (cumulative) <i>Source: WLC, Annual</i>	109,000 kWh (12/13)	115,000 kWh	12,000 MWh	14,400 MWh	Energy Manager
Energy generated as a result of installation of renewables and low carbon technology. kWh of electricity produced (cumulative) <i>Source: WLC, Annual</i>	7,000 kWh (12/13)	25,000 kWh	330,000 kWh	390,000 kWh	Energy Manager
Number of water bodies in West Lothian achieving good overall status <i>Source: SEPA, annual</i>	19% (12/13)	26%	35%	80% (2027-100%)	Head of PEDR
Percentage residents with access to an hourly or more frequent bus service <i>Source: WLC, Annual</i>	90% (12/13)	90%	90% ¹⁰	85%	Public Transport Manager
Percentage WLC housing stock meeting the Scottish Housing Quality Standard <i>Source: WLC Condition Database, Annual</i>	85.5% (12/13)	80%	100%	100%	Head of Housing, Building and Customer Services
Percentage of adults making one or more visits to the outdoors per week ¹¹ <i>Source: Scottish National Heritage, Annual</i>	36% (09-11)	Targets will be set by Scottish Government			Service Manager – Operational Services
Percentage of adults within 5 minutes walking distance of their nearest greenspace	66%	58% (2014)	69% (2015)		NETs, Land and Countryside Service Manager
Percentage West Lothian Council housing stock compliant with Energy Efficiency Standard for Social Housing <i>Source: WLC, Annual</i>	42.4%	To be developed		100% (2020)	Energy Efficiency Officer
Number of visits to Council funded or part funded museums per 1000 population <i>Source: WLC, Annual</i>	948 (12/13)	926	930	950	Customer and Community Services Manager
Number of users engaging with Council funded and part funded heritage services per 1000 population <i>Source: WLC, Annual</i>	40 (14/15)	-	45	45	Customer and Community Services Manager
Percentage of primary school children travelling actively to school <i>Source: Sustrans Hands up Survey, annual</i>	58% (12/13)	61%	60%	62%	Head of Education (Development)
Percentage of secondary school children travelling actively to school <i>Source: Sustrans Hands up Survey, annual</i>	44% (12/13)	44%	46%	50%	Head of Education (Development)

¹⁰ Dependent on level of commercial bus service provision

¹¹ Future data for this indicator will be collected by the Scottish Government through the Scottish Household Survey.

Activities and links to plans:

Regional Transport Strategy, Local Transport Strategy, Green Transport Strategy 2008-2023, West Lothian Local Plan 2009 and relevant Supplementary Planning Guidance, West Lothian Local Development Plan (in development), West Lothian Climate Change Strategy, West Lothian Carbon Management Plan, A Renewable Energy Strategy for the West Lothian Council Area 2012, Forth Replacement Crossing Refreshed Public Transport Strategy 2012, West Lothian Open Space Strategy, Active Travel Plan 2016-2021



NOTES

NOTES



**West Lothian Community Planning Team
West Lothian Civic Centre
Howden South Road
Livingston
West Lothian
EH54 6FF**

Telephone: 01506 281086

email: community.planning@westlothian.gov.uk

www.westlothian.gov.uk/communityplanning